INTELLIGENT FLOW FOR GOOD

LEO GROUP PUMP CO., LTD.
LEO GROUP PUMP (ZHEJIANG) CO., LTD.

No.1, 3rd Street, East Industry Center, Wenling, Zhejiang, 317511, P.R.China

www.leopump.com

export@leopump.com

+86-576-8998 6360

+86-576-8998 9898

Website Facebook YouTube

2025 V1.0

LEO

SUBMERSIBLE BOREHOLE PUMP



www.leopump.com

Intelligent Flow For Good

As a reliable partner on intelligent fluid solutions, LEO Pump is engaged in R&D, manufacturing, sales and service of all series pumps and systems. By covering the industry of building, municipal, water conservation, power, energy, OEM, domestic and garden, Leo is committed to bring the intelligent water into every industry field and application, helping people around the world enjoy high quality water life, government and business partners achieve green transformation, and promoting high quality economic growth and sustainable social development.

Foundation Year

1995
Founded Wenling City Xinke Pump Research Institute

2001
Founded Taizhou LEO Electrical Appliances Co.,Ltd.

Burst Year

2007
Got Listed In Shenzhen Stock Exchange (Stock Code 002131)

Upgrade Year

2010
Founded LEO Group Pump (Hunan) Through The Acquisition Of Changsha Swan Industrial Pump Stepped Into The Field Of Industrial Pump Field

2012
Founded LEO Group Pump (Dalian) Through The Acquisition Of Dalian Huaneng Power Plant Achieved A Full Coverage Of Pumping Industry Fields

Transformation Year

2015
Enrolled In 2015 Intelligent Manufacturing Project List Of Miit

2017
Awarded "Green Factory" Demonstration Enterprise

Endeavour Year

2022
Won The China Patent Excellence Award Listed Top 500 Chinese Manufacturers

2023
Launch The New Upgrade LEO Brand Strategy, Form Solution Provider Business Pattern

LEO WORLD

LEO IN NUMBERS

5
Production Bases

8
Overseas Subsidiaries

6,000,000+
Pumps Produced Yearly

160+
Countries

15,000+
Global Sales Outlets

500+
Million End-users Served

QUALITY MANAGEMENT SYSTEM

- **ISO9001:2015** Quality management system
- **ISO14001:2015** Environmental management system Certificate
- **ISO45001:2018** Occupational health & safety Management system certification
- **ISO50001: 2018** Energy management system certifficate
- **CE. GS. UL. CSA** and **ETL** qualification

ISO 9001

XR
Submersible Borehole Pump



2" and 2.5" 3" and 3.5" 4"

LCB-S03
- Single phase
- 220V~240V/50Hz
- Power: 0.25~1.5kW

LCB-S04
- Single phase
- 220V~240V/50Hz
- Power: 2.2kW, 3kW

LCB-S06
- Single phase
- 220V~240V/50Hz
- Power: 0.37~5.5kW

LCB-T05
- Three phase
- 380V~415V/50Hz
- Power: 0.75~15kW

Application
- For water supply from wells or reservoirs
- For domestic use, for civil and industrial applications
- For garden use and irrigation

Operating Conditions
- Maximum fluid temperature up to +35℃
- Maximum sand content: 0.25%
- Maximum immersion: 150 m
- Minimum well diameter: 2"、2.5"、3"、3.5"、4"
- Warranty: 2 years

Motor and Pump
- Rewindable motor
- **Single-Phase:** 220 - 240V/50Hz
  ※170-240V wide range of operating voltage, minimum starting voltage 130V
- **Three-Phase:** 380 - 415V/50Hz
  ※300-430V wide range of operating voltage, minimum starting voltage 280V
- Capacitance: P2
- 4" has NEMA dimension standards
- Equip with start control box
- Enclosures class: IP68
- Insulation class: F

Identification Codes

2 XR (m) 1 / 26 - 0.18

- Rated Power (kW)
- Impeller Stage
- Rated Flow (m^3/h)
- Single-Phase Motor
- Submersible Borehole Pump
- Min. Well Diameter: 2"

Components	Material
Pump external casing	AISI201SS
Dellvery casing	Cast-Cu
Suction connector	Cast-Cu for 2", 2.5" AISI201SS for 3", 3.5", 4"
Volute	PC
Impeller	POM
Pump shaft	AISI410SS
Shaft coupling	AISI205SS
Volute assembly	AISI201SS
Strainer	AISI304SS for 2 AISI430SS for 2.5",3", 3.5", 4"
Motor external casing	AISI304SS
Top chock	Cast iron
Bottom support	AISI304SS for 2" AISI430SS for 2.5",3", 3.5", 4"
Mechanical seal	Special seal for deep well Graphite-Ceramic
Motor shaft	AISI304SS + ASTM 5140
Seal lubricant oil	10# Food Grade Mechanical White Oil

2XR 1

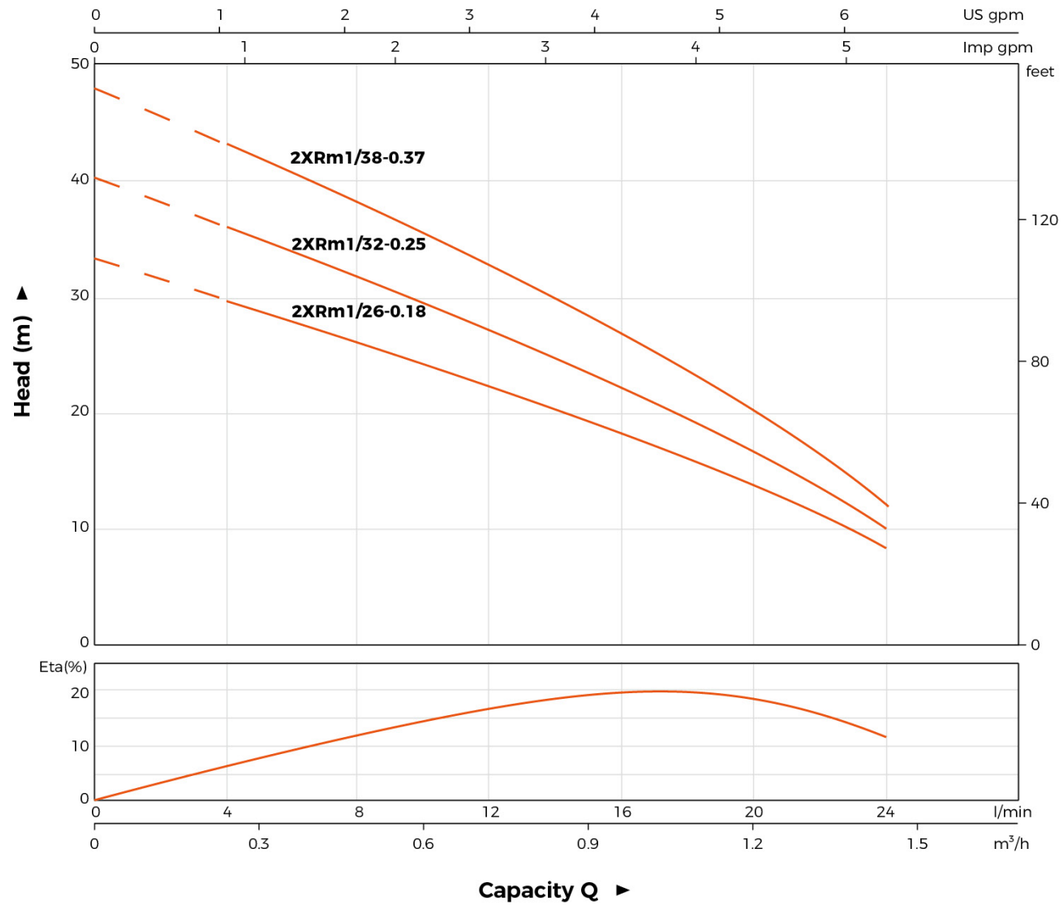

Technical Data

Model	Power		DELIVERY n≈2850 rpm							
	kW	HP	Q(m^3/h)	0	0.24	0.48	0.72	0.96	1.2	1.44
			Q(l/min)	0	4	8	12	16	20	24
2XRm1/26-0.18	0.18	0.25	H (m)	33	29	25	22	19	14	8
2XRm1/32-0.25	0.25	0.33		40	36	31	27	23	17	10
2XRm1/38-0.37	0.37	0.5		48	43	37	32	27	20	12

2.5XR 2

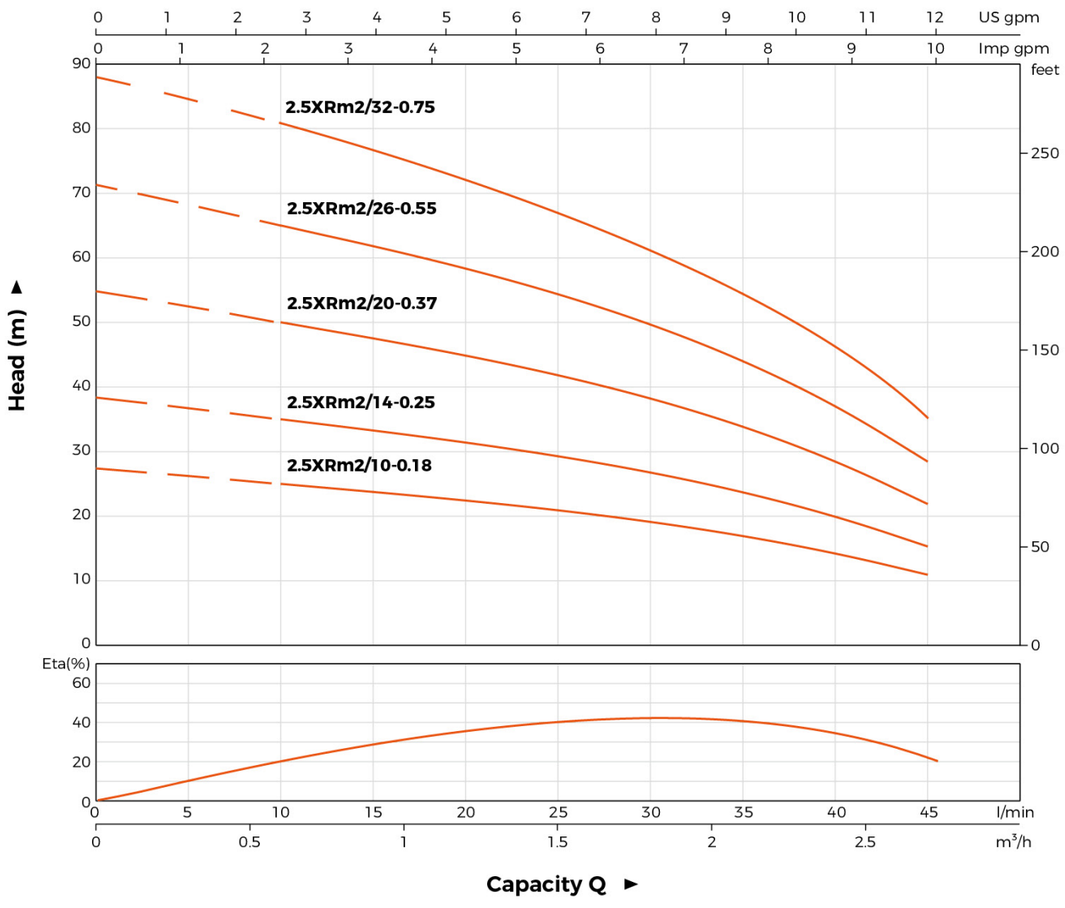

Technical Data

Model	Power		DELIVERY n≈2850 rpm										
	kW	HP	Q(m³/h)	0	0.3	0.6	0.9	1.2	1.5	1.8	2.1	2.4	2.7
			Q(l/min)	0	5	10	15	20	25	30	35	40	45
2.5XRm2/10-0.18	0.18	0.25	H (m)	27	26	25	24	23	21	19	17	14	11
2.5XRm2/14-0.25	0.25	0.33		38	37	35	34	32	29	27	24	20	15
2.5XRm2/20-0.37	0.37	0.5		54	53	50	48	45	41	38	34	29	22
2.5XRm2/26-0.55	0.55	0.75		71	68	65	63	59	54	50	44	37	28
2.5XRm2/32-0.75	0.75	1.0		87	84	80	77	72	66	61	54	46	35

3XR 2

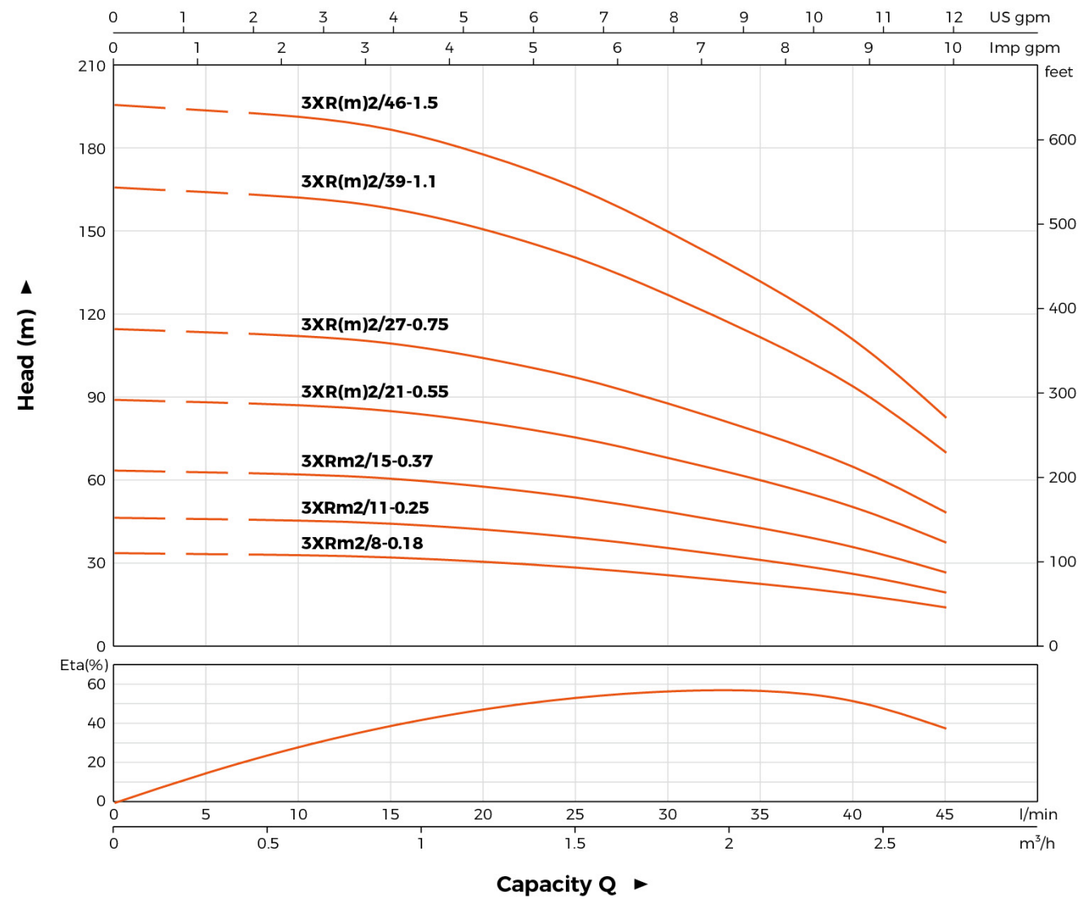

Technical Data

Model		Power		DELIVERY n≈2850 rpm										
1~ 220 - 240V	3~ 380 - 415V	kW	HP	Q(m³/h)	0	0.3	0.6	0.9	1.2	1.5	1.8	2.1	2.4	2.7
				Q(l/min)	0	5	10	15	20	25	30	35	40	45
3XRm2/8-0.18	-	0.18	0.25	H (m)	34	34	33	33	31	29	26	23	19	14
3XRm2/11-0.25	-	0.25	0.33		47	46	45	45	43	40	36	32	27	20
3XRm2/15-0.37	-	0.37	0.5		64	63	62	61	58	54	49	43	36	27
3XRm2/21-0.55	3XR2/21-0.55	0.55	0.75		89	89	87	85	81	76	68	60	51	38
3XRm2/27-0.75	3XR2/27-0.75	0.75	1		115	114	112	110	104	97	88	77	65	49
3XRm2/39-1.1	3XR2/39-1.1	1.1	1.5		166	164	161	159	151	141	127	112	94	70
3XRm2/46-1.5	3XR2/46-1.5	1.5	2		196	194	190	187	178	166	150	132	111	83

3XR 3

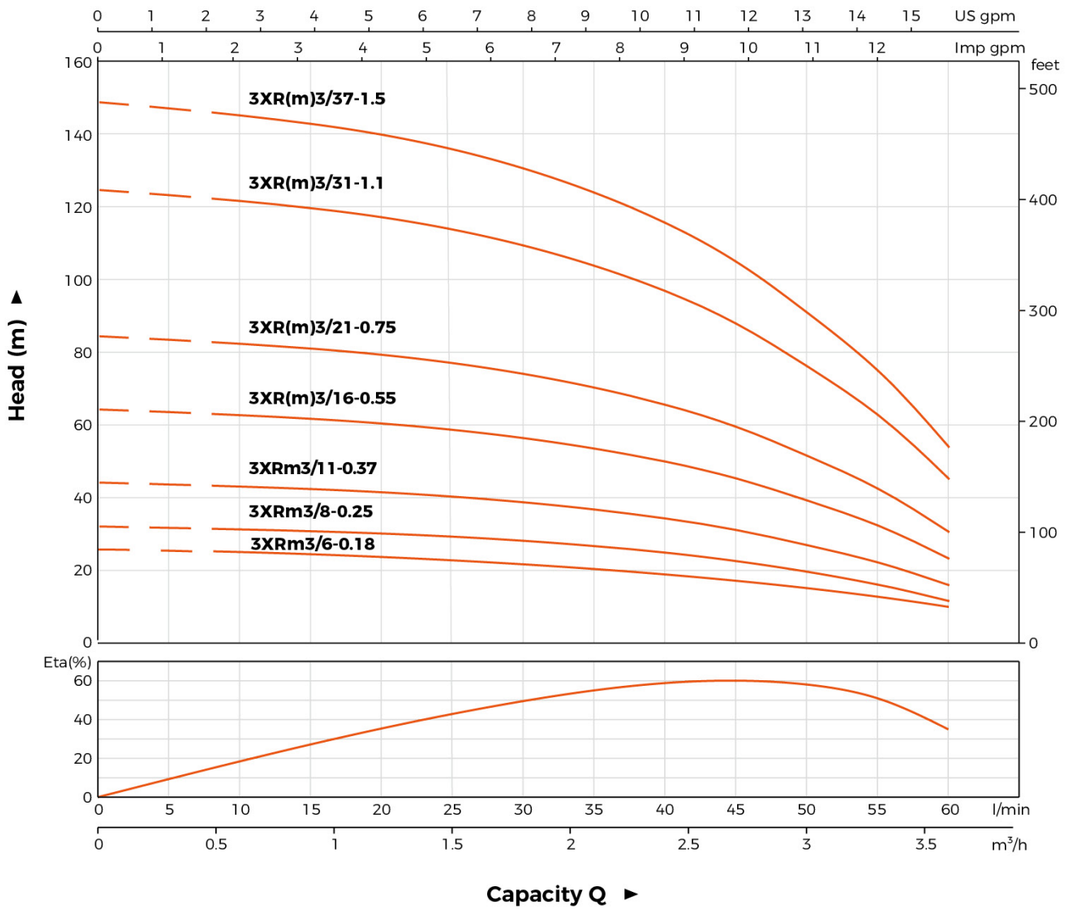

Technical Data

Model		Power		DELIVERY n≈2850 rpm								
1~ 220 - 240V	3~ 380 - 415V	kW	HP	Q(m³/h)	0	0.6	1.2	1.8	2.4	3.0	3.6	3.9
				Q(l/min)	0	10	20	30	40	50	60	65
3XRm3/6-0.18	-	0.18	0.25	H (m)	24	23	22	21	19	15	10	7
3XRm3/8-0.25	-	0.25	0.33		32	31	30	28	25	20	13	9
3XRm3/11-0.37	-	0.37	0.5		44	43	41	39	35	28	18	12
3XRm3/16-0.55	3XR3/16-0.55	0.55	0.75		64	63	60	57	51	41	26	17
3XRm3/21-0.75	3XR3/21-0.75	0.75	1		84	82	78	74	67	53	34	23
3XRm3/31-1.1	3XR3/31-1.1	1.1	1.5		124	121	116	110	99	79	51	34
3XRm3/37-1.5	3XR3/37-1.5	1.5	2		148	1456	138	131	118	94	61	40

3XR 4

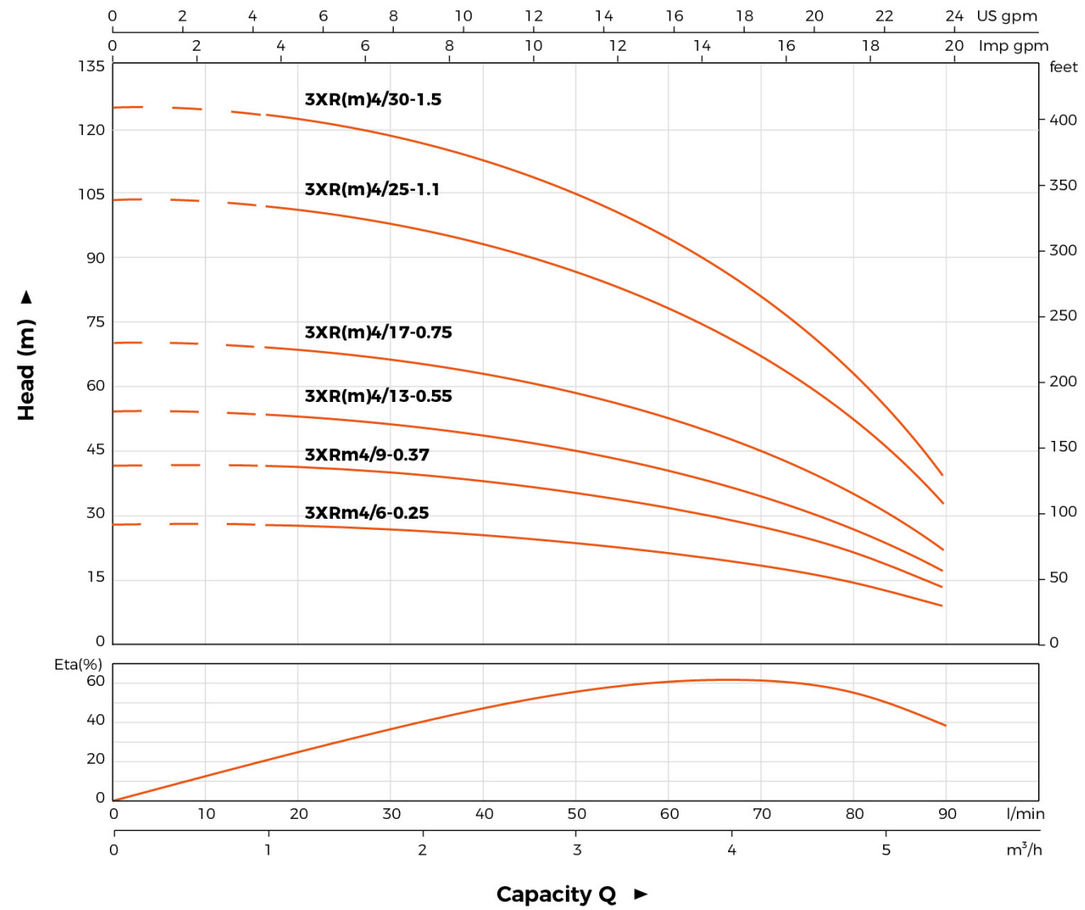

Technical Data

Model		Power		DELIVERY n≈2850 rpm									
1~ 220 - 240V	3~ 380 - 415V	kW	HP	Q(m³/h)	0	0.6	1.2	1.8	2.4	3.0	3.6	4.2	4.8	5.4
				Q(l/min)	0	10	20	30	40	50	60	70	80	90
3XRm4/6-0.25	-	0.25	0.33	H (m)	25	25	24	23	22	21	19	16	13	8
3XRm4/9-0.37	-	0.37	0.5		37	37	36	35	33	32	28	24	19	12
3XRm4/13-0.55	3XR4/13-0.55	0.55	0.75		53	53	52	51	48	45	40	35	27	17
3XRm4/17-0.75	3XR4/17-0.75	0.75	1		70	70	69	66	63	59	53	46	36	22
3XRm4/25-1.1	3XR4/25-1.1	1.1	1.5		103	102	101	98	93	86	78	67	53	32
3XRm4/30-1.5	3XR4/30-1.5	1.5	2		123	123	121	117	111	103	93	80	63	39

3XR 6

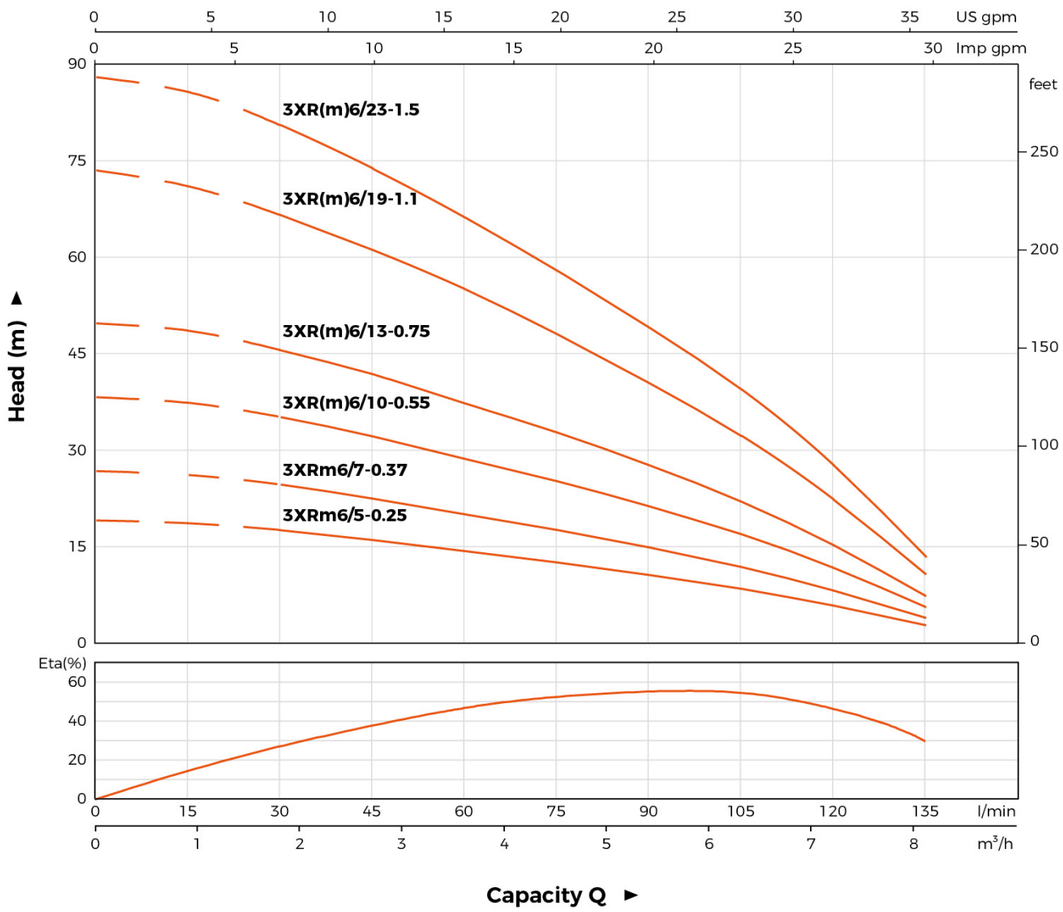

Technical Data

Model		Power		DELIVERY n≈2850 rpm										
1~ 220 - 240V	3~ 380 - 415V	kW	HP	Q(m³/h)	0	0.9	1.8	2.7	3.6	4.5	5.4	6.3	7.2	8.1
				Q(l/min)	0	15	30	45	60	75	90	105	120	135
3XRm6/5-0.25	-	0.25	0.33	H (m)	19	18	17	16	15	13	11	9	5	3
3XRm6/7-0.37	-	0.37	0.5		27	26	24	22	20	18	15	12	8	4
3XRm6/10-0.55	3XR6/10-0.55	0.55	0.75		38	37	34	31	29	25	21	17	11	5
3XRm6/13-0.75	3XR6/13-0.75	0.75	1.0		50	49	45	41	38	33	28	23	14	7
3XRm6/19-1.1	3XR6/19-1.1	1.1	1.5		73	71	65	59	55	48	40	33	21	10
3XRm6/23-1.5	3XR6/23-1.5	1.5	2.0		88	86	79	72	67	58	49	40	25	12

3.5XR 2

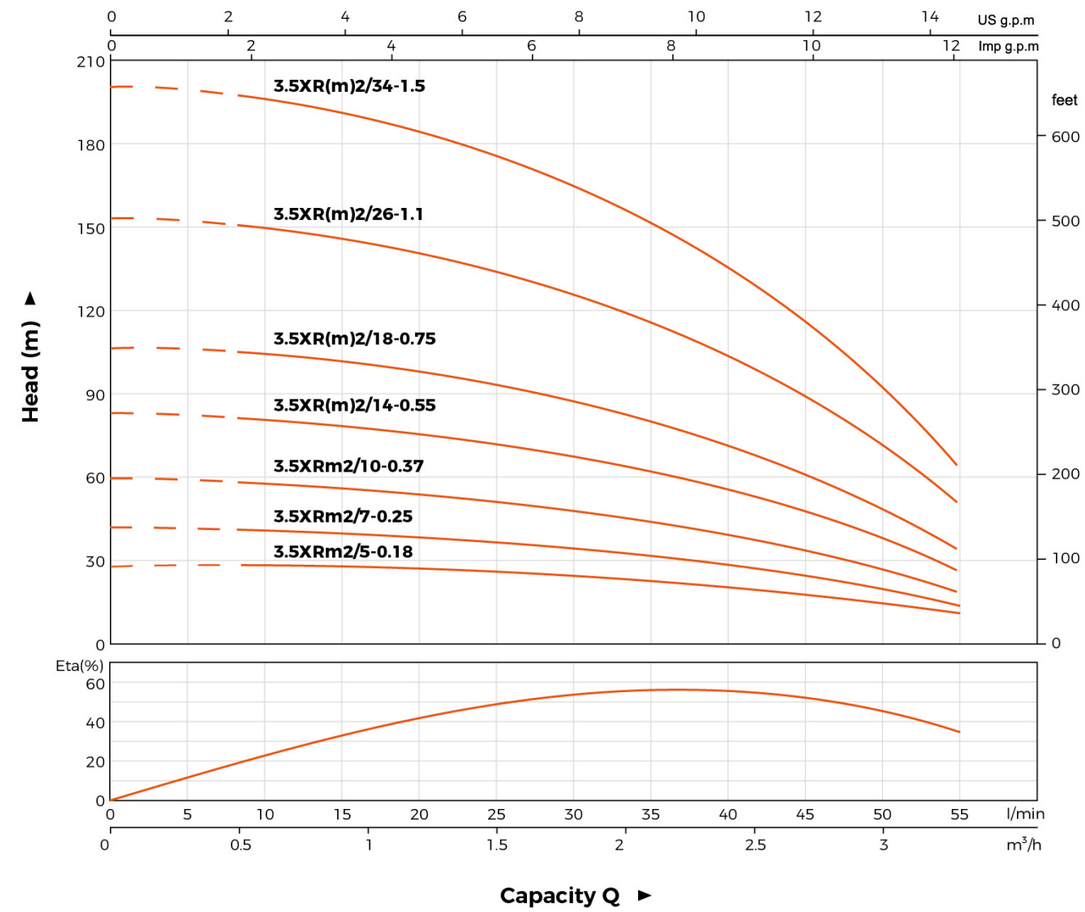

Technical Data

Model		Power		DELIVERY n≈2850 rpm											
1~ 220 - 240V	3~ 380 - 415V	kW	HP	Q(m³/h)	0	0.3	0.6	0.9	1.2	1.5	1.8	2.1	2.4	2.7	3.0	3.3
				Q(l/min)	0	5	10	15	20	25	30	35	40	45	50	55
3.5XRm2/5-0.18	-	0.18	0.25	H (m)	29	29	29	28	27	26	24	22	19	17	14	10
3.5XRm2/7-0.25	-	0.25	0.33		41	41	40	39	38	36	34	31	27	24	20	13
3.5XRm2/10-0.37	-	0.37	0.5		59	59	58	56	54	52	48	44	39	34	28	19
3.5XRm2/14-0.55	3.5XR2/14-0.55	0.55	0.75		83	82	81	79	76	71	66	59	51	42	32	21
3.5XRm2/18-0.75	3.5XR2/18-0.75	0.75	1		106	105	104	101	98	93	87	80	70	62	51	35
3.5XRm2/26-1.1	3.5XR2/26-1.1	1.1	1.5		153	152	150	146	141	135	125	115	101	89	73	50
3.5XRm2/34-1.5	3.5XR2/34-1.5	1.5	2		200	199	196	191	184	177	163	150	132	116	95	65

3.5XR 3

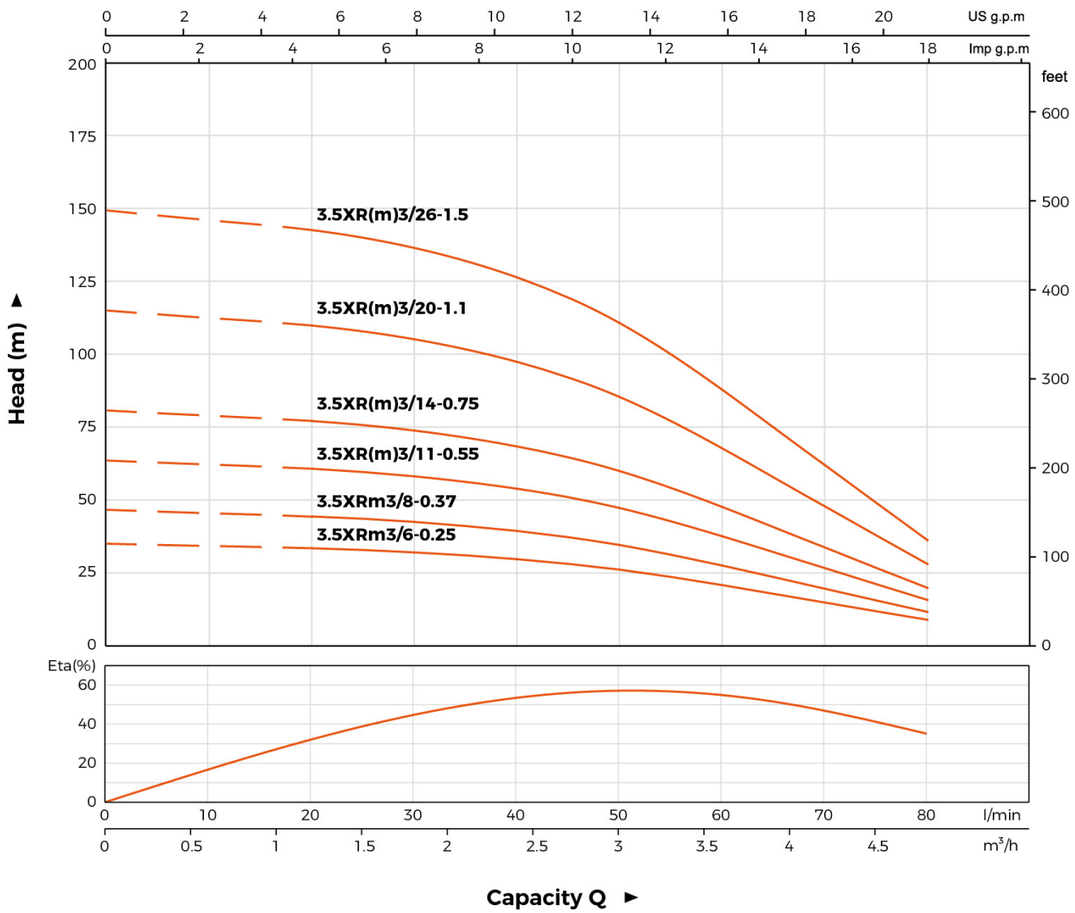

Technical Data

Model		Power		DELIVERY n≈2850 rpm									
1~ 220 - 240V	3~ 380 - 415V	kW	HP	Q(m³/h)	0	0.6	1.2	1.8	2.4	3.0	3.6	4.2	4.8
				Q(l/min)	0	10	20	30	40	50	60	70	80
3.5XRm3/6-0.25	-	0.25	0.33	H (m)	35	34	33	32	29	26	20	14	8
3.5XRm3/8-0.37	-	0.37	0.5		46	45	44	42	39	34	27	19	11
3.5XRm3/11-0.55	3.5XR3/11-0.55	0.55	0.75		63	62	61	58	54	47	37	26	15
3.5XRm3/14-0.75	3.5XR3/14-0.75	0.75	1		81	79	77	74	68	60	47	33	19
3.5XRm3/20-1.1	3.5XR3/20-1.1	1.1	1.5		115	113	110	105	98	85	68	48	28
3.5XRm3/26-1.5	3.5XR3/26-1.5	1.5	2		150	146	143	137	127	111	88	62	36

3.5XR 5

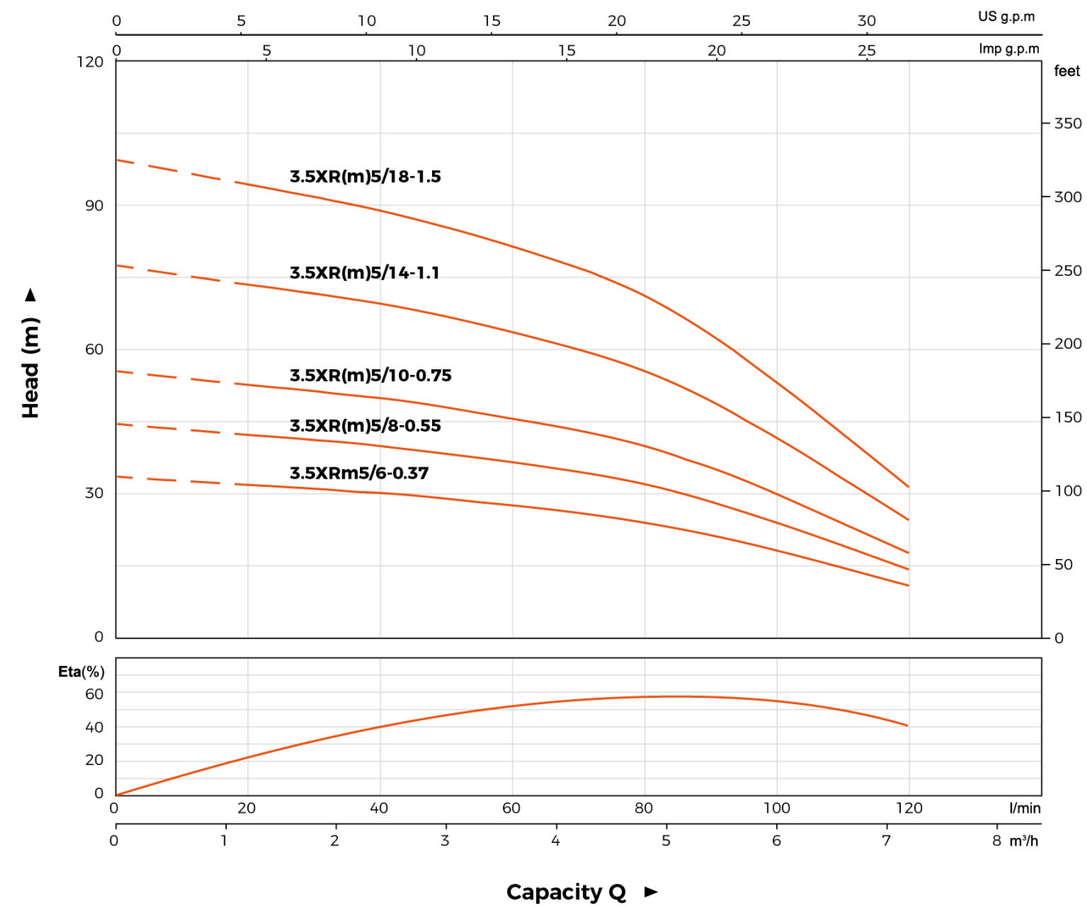

Technical Data

Model		Power		DELIVERY n≈2850 rpm							
1~ 220 - 240V	3~ 380 - 415V	kW	HP	Q(m³/h)	0	1.2	2.4	3.6	4.8	6.0	7.2
				Q(l/min)	0	20	40	60	80	100	120
3.5XRm5/6-0.37	-	0.37	0.5	H (m)	33	31	30	27	24	18	10
3.5XRm5/8-0.55	3.5XR5/8-0.55	0.55	0.75		44	42	39	36	31	23	14
3.5XRm5/10-0.75	3.5XR5/10-0.75	0.75	1		55	55	49	45	39	29	17
3.5XRm5/14-1.1	3.5XR5/14-1.1	1.1	1.5		77	73	69	63	55	41	24
3.5XRm5/18-1.5	3.5XR5/18-1.5	1.5	2		99	94	89	81	71	53	31

3.5XR 7

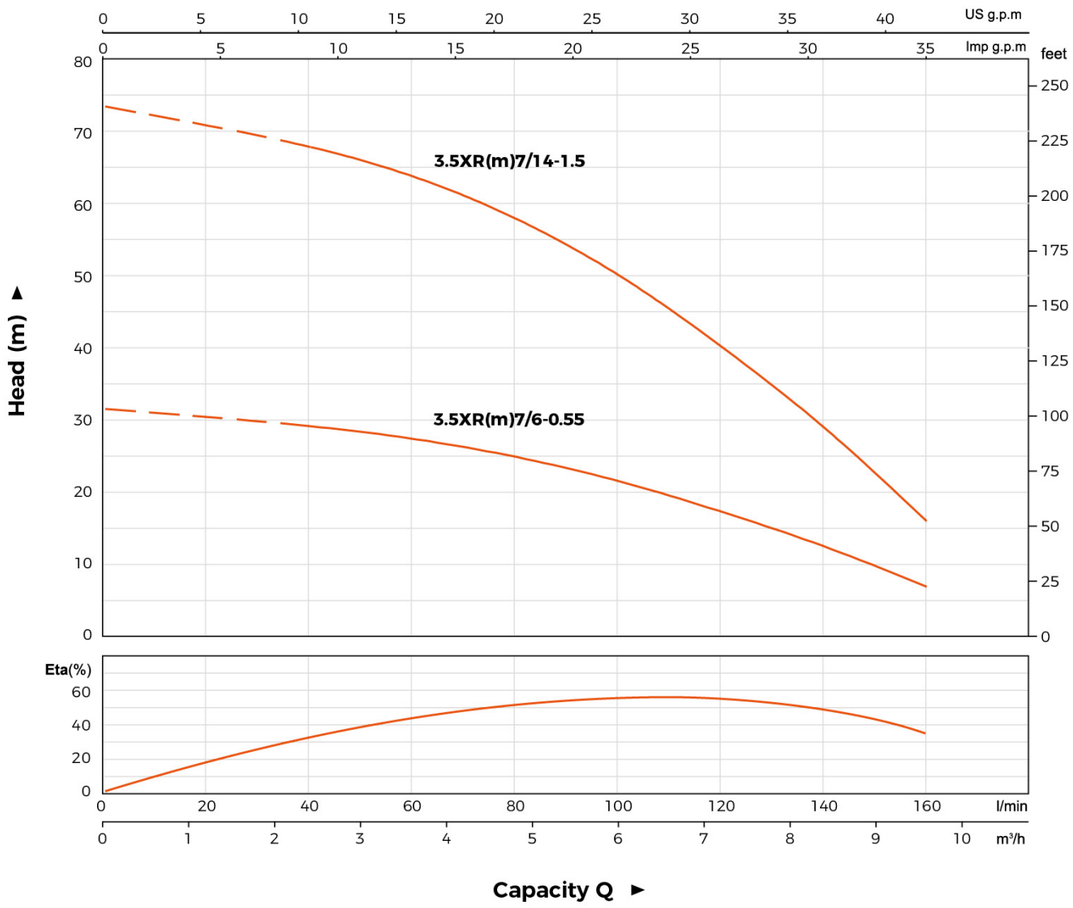

Technical Data

Model		Power		DELIVERY n≈2850 rpm									
1~ 220 - 240V	3~ 380 - 415V	kW	HP	Q(m³/h)	0	1.2	2.4	3.6	4.8	6.0	7.2	8.4	9.6
				Q(l/min)	0	20	40	60	80	100	120	140	160
3.5XRm7/6-0.55	3.5XR7/6-0.55	0.55	0.75	H (m)	32	30	29	27	25	22	17	12	7
3.5XRm7/14-1.5	3.5XR7/14-1.5	1.5	2		74	71	67	64	58	50	40	29	16

4XR 2

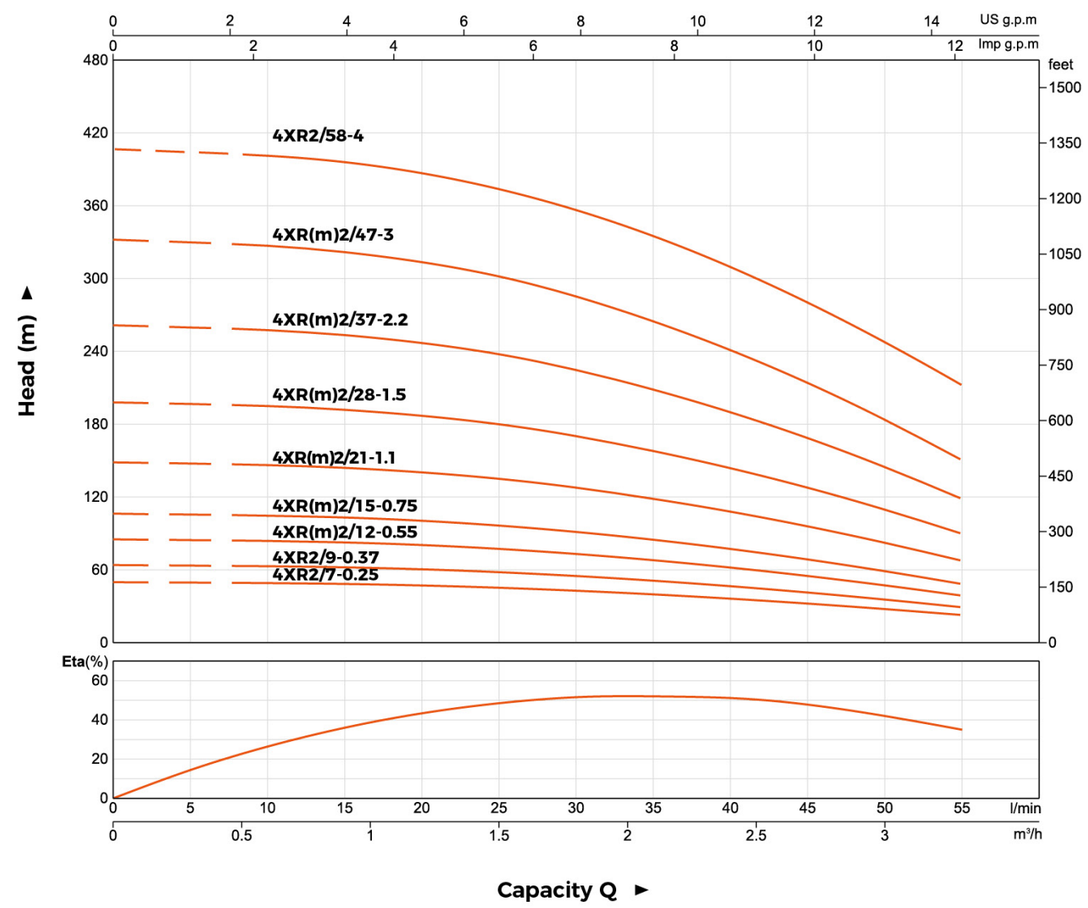

Technical Data

Model		Power		DELIVERY n≈2850 rpm												
1~ 220 - 240V	3~ 380 - 415V	kW	HP	Q(m³/h)	0	0.3	0.6	0.9	1.2	1.5	1.8	2.1	2.4	2.7	3.0	3.3
				Q(l/min)	0	5	10	15	20	25	30	35	40	45	50	55
4XRm2/7-0.25	-	0.25	0.33	H (m)	50	49	49	48	47	45	42	39	36	32	27	22
4XRm2/9-0.37	-	0.37	0.5		64	63	63	62	60	58	54	51	47	41	35	29
4XRm2/12-0.55	4XR2/12-0.55	0.55	0.75		85	84	84	83	80	77	72	68	62	54	47	38
4XRm2/15-0.75	4XR2/15-0.75	0.75	1		106	105	105	103	100	96	90	85	78	68	59	48
4XRm2/21-1.1	4XR2/21-1.1	1.1	1.5		149	147	146	145	140	135	126	118	109	95	82	67
4XRm2/28-1.5	4XR2/28-1.5	1.5	2		198	196	195	193	187	180	168	158	145	127	110	90
4XRm2/37-2.2	4XR2/37-2.2	2.2	3		262	259	258	255	247	238	222	209	191	168	145	119
4XRm2/47-3	4XR2/47-3	3	4		333	329	328	324	314	302	282	265	243	213	184	151
-	4XR2/58-4	4	5.5		410	408	404	397	391	379	349	334	307	273	237	200

4XR 3

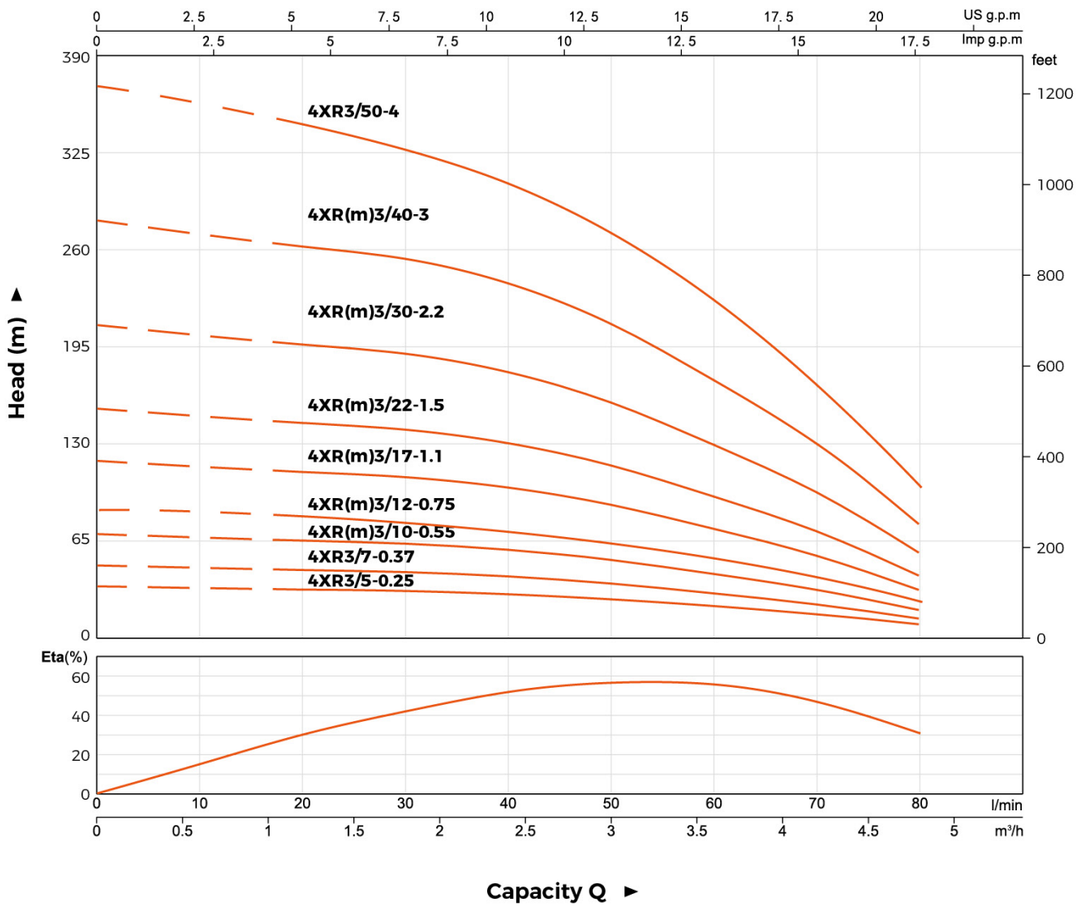

Technical Data

Model		Power		DELIVERY n≈2850 rpm									
1~ 220 - 240V	3~ 380 - 415V	kW	HP	Q(m³/h)	0	0.6	1.2	1.8	2.4	3.0	3.6	4.2	4.8
				Q(l/min)	0	10	20	30	40	50	60	70	80
4XRm3/5-0.25	-	0.25	0.33	H (m)	35	34	33	32	30	26	22	16	10
4XRm3/7-0.37	-	0.37	0.5		49	47	46	45	42	37	30	23	14
4XRm3/10-0.55	4XR3/10-0.55	0.55	0.75		70	68	66	64	59	53	43	33	19
4XRm3/12-0.75	4XR3/12-0.75	0.75	1		86	84	81	77	71	64	52	40	23
4XRm3/17-1.1	4XR3/17-1.1	1.1	1.5		119	115	112	108	101	90	74	56	33
4XRm3/22-1.5	4XR3/22-1.5	1.5	2		154	149	144	140	131	116	95	72	42
4XRm3/30-2.2	4XR3/30-2.2	2.2	3		210	203	197	191	178	158	130	98	58
4XRm3/40-3	4XR3/40-3	3	4		280	271	263	254	238	211	173	131	77
-	4XR3/50-4	4	5.5		358	350	338	319	296	265	215	165	96

4XR 4

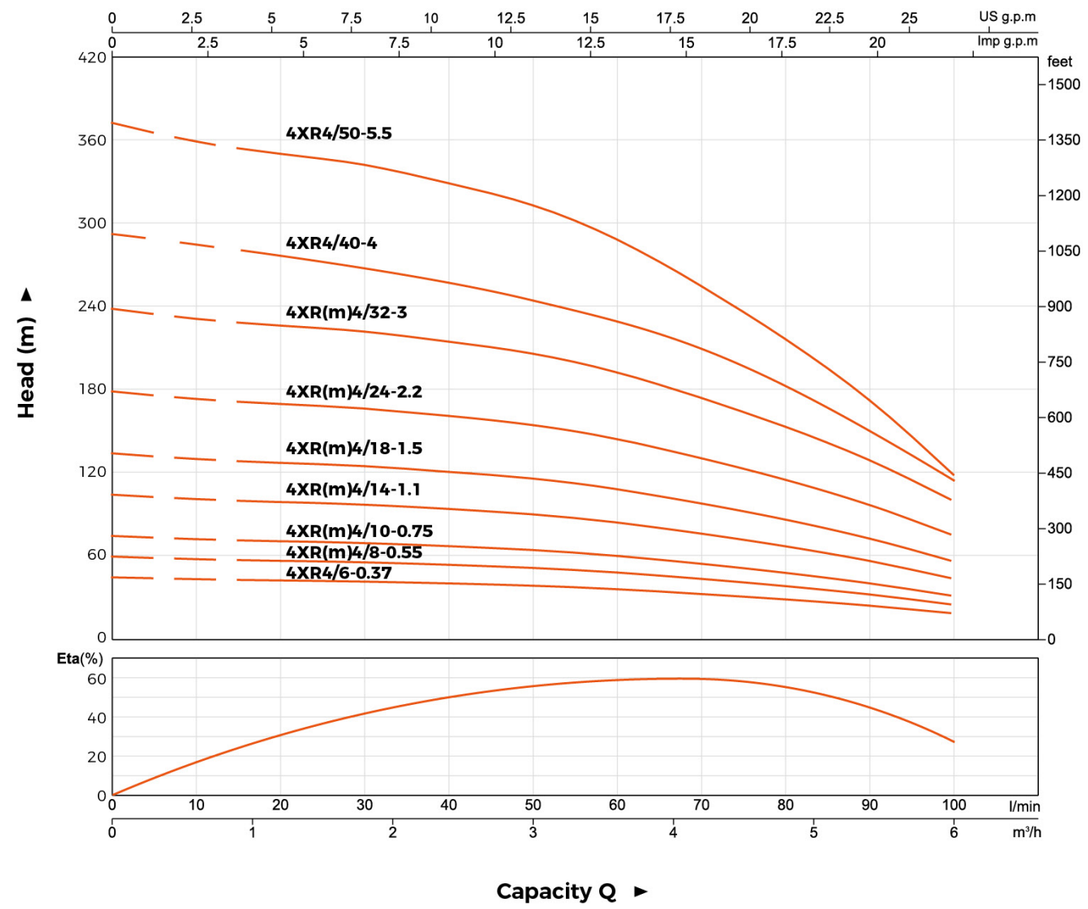

Technical Data

Model		Power		DELIVERY n≈2850 rpm											
1~ 220 - 240V	3~ 380 - 415V	kW	HP	Q(m³/h)	0	0.6	1.2	1.8	2.4	3.0	3.6	4.2	4.8	5.4	6.0
				Q(l/min)	0	10	20	30	40	50	60	70	80	90	100
4XRm4/6-0.37	-	0.37	0.5	H (m)	44	42	41	40	39	36	33	29	24	19	14
4XRm4/8-0.55	4XR4/8-0.55	0.55	0.75		58	56	55	54	52	49	44	39	33	26	18
4XRm4/10-0.75	4XR4/10-0.75	0.75	1		73	70	69	67	65	61	55	48	41	32	23
4XRm4/14-1.1	4XR4/14-1.1	1.1	1.5		102	98	96	94	91	85	77	68	57	45	32
4XRm4/18-1.5	4XR4/18-1.5	1.5	2		131	127	124	121	117	109	99	87	73	58	41
4XRm4/24-2.2	4XR4/24-2.2	2.2	3		174	169	165	161	156	146	132	116	98	77	55
4XRm4/32-3	4XR4/32-3	3	4		232	225	220	215	208	195	176	155	130	103	73
-	4XR4/40-4	4	5.5		294	286	274	269	260	246	237	211	186	151	114
-	4XR4/50-5.5	5.5	7.5		363	352	344	335	325	304	275	242	203	160	115

4XR 6

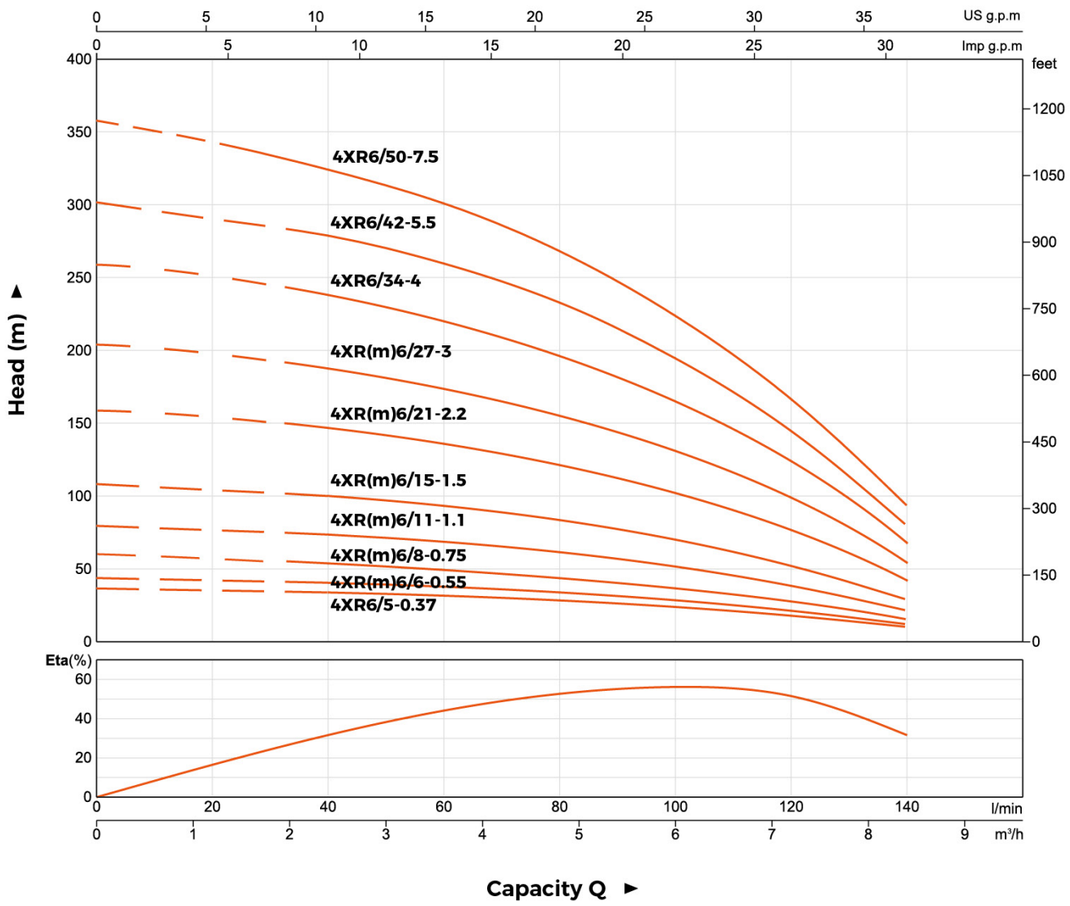

Technical Data

Model		Power		DELIVERY n≈2850 rpm								
1~ 220 - 240V	3~ 380 - 415V	kW	HP	Q(m³/h)	0	1.2	2.4	3.6	4.8	6.0	7.2	8.4
				Q(l/min)	0	20	40	60	80	100	120	140
4XRm6/5-0.37	-	0.37	0.5	H (m)	36	35	33	31	28	23	17	10
4XRm6/6-0.55	4XR6/6-0.55	0.55	0.75		43	41	40	37	33	28	21	11
4XRm6/8-0.75	4XR6/8-0.75	0.75	1		57	55	53	49	44	37	28	15
4XRm6/11-1.1	4XR6/11-1.1	1.1	1.5		79	76	73	68	61	51	38	21
4XRm6/15-1.5	4XR6/15-1.5	1.5	2		108	104	100	93	83	70	52	29
4XRm6/21-2.2	4XR6/21-2.2	2.2	3		151	145	139	130	116	97	72	40
4XRm6/27-3	4XR6/27-3	3	4		194	186	179	167	150	125	93	51
-	4XR6/34-4	4	5.5		244	235	226	210	189	158	117	65
-	4XR6/42-5.5	5.5	7.5		302	290	279	260	233	195	145	80
-	4XR6/50-7.5	7.5	10		359	345	332	309	277	232	173	95

4XR 8

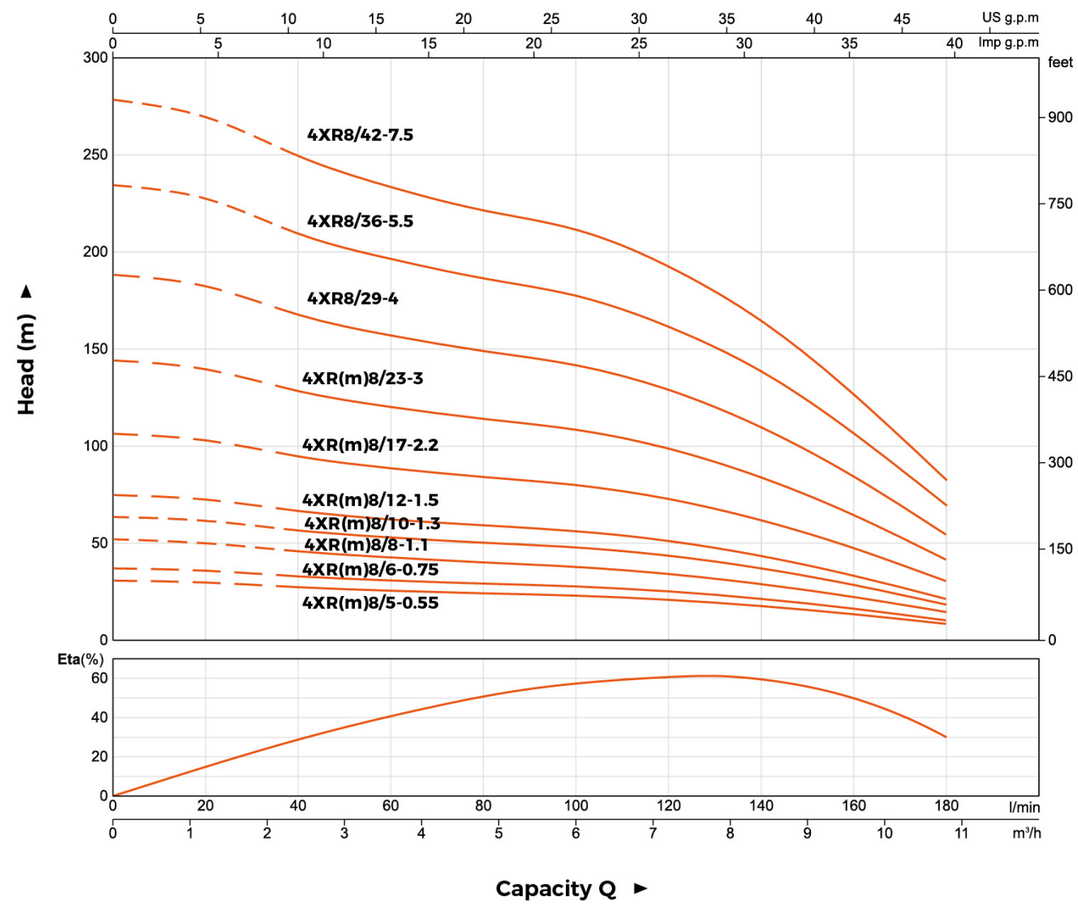

Technical Data

Model		Power		DELIVERY n≈2850 rpm										
1~ 220 - 240V	3~ 380 - 415V	kW	HP	Q(m³/h)	0	1.2	2.4	3.6	4.8	6.0	7.2	8.4	9.6	10.8
				Q(l/min)	0	20	40	60	80	100	120	140	160	180
4XRm8/5-0.55	4XR8/5-0.55	0.55	0.75	H (m)	32	31	28	26	25	24	22	18	14	9
4XRm8/6-0.75	4XR8/6-0.75	0.75	1		38	37	34	32	30	29	26	22	17	11
4XRm8/8-1.1	4XR8/8-1.1	1.1	1.5		50	49	45	42	40	38	35	30	23	15
4XRm8/10-1.3	4XR8/10-1.3	1.3	1.75		63	61	56	53	50	48	43	37	28	18
4XRm8/12-1.5	4XR8/12-1.5	1.5	2		76	73	67	63	60	57	52	44	34	22
4XRm8/17-2.2	4XR8/17-2.2	2.2	3		107	104	96	90	85	91	74	63	48	31
4XRm8/23-3	4XR8/23-3	3	4		145	141	129	121	115	109	100	85	65	42
-	4XR8/29-4	4	5.5		189	183	169	158	150	143	130	111	85	55
-	4XR8/36-5.5	5.5	7.5		233	226	208	195	185	176	160	137	105	68
-	4XR8/42-7.5	7.5	10		277	268	248	232	220	210	191	163	125	81

4XR 10

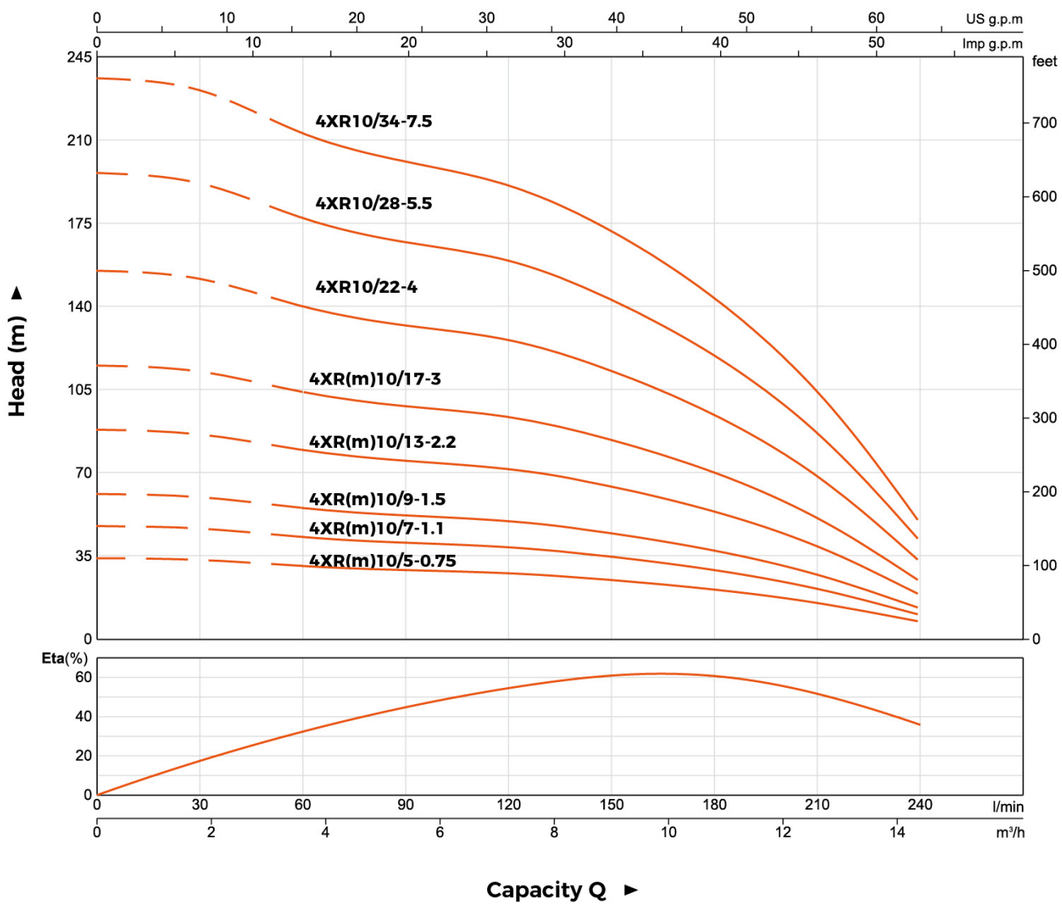

Technical Data

Model		Power		DELIVERY n≈2850 rpm									
1~ 220 - 240V	3~ 380 - 415V	kW	HP	Q(m³/h)	0	1.8	3.6	5.4	7.2	9.0	10.8	12.6	14.4
				Q(l/min)	0	30	60	90	120	150	180	210	240
4XRm10/5-0.75	4XR10/5-0.75	0.75	1	H (m)	34	33	30	29	27	25	21	15	7
4XRm10/7-1.1	4XR10/7-1.1	1.1	1.5		47	46	43	40	38	34	29	21	10
4XRm10/9-1.5	4XR10/9-1.5	1.5	2		61	59	55	52	49	44	37	27	13
4XRm10/13-2.2	4XR10/13-2.2	2.2	3		88	86	79	75	71	64	53	39	19
4XRm10/17-3	4XR10/17-3	3	4		115	112	104	98	93	84	70	51	25
-	4XR10/22-4	4	5.5		155	152	140	132	126	113	95	69	33
-	4XR10/28-5.5	5.5	7.5		195	191	177	166	159	142	119	87	42
-	4XR10/34-7.5	7.5	10		236	231	213	201	191	172	144	105	50

4XR 12

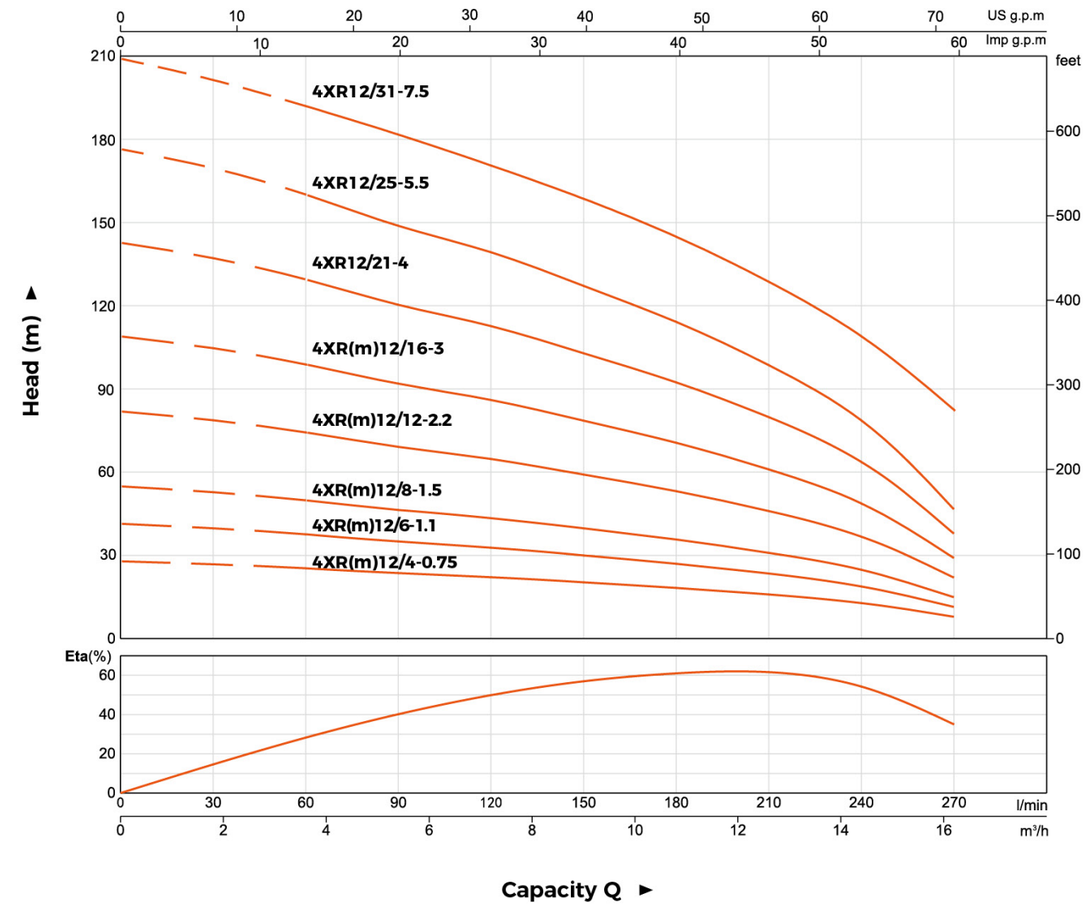

Technical Data

Model		Power		DELIVERY n≈2850 rpm										
1~ 220 - 240V	3~ 380 - 415V	kW	HP	Q(m³/h)	0	1.8	3.6	5.4	7.2	9.0	10.8	12.6	14.4	16.2
				Q(l/min)	0	30	60	90	120	150	180	210	240	270
4XRm12/4-0.75	4XR12/4-0.75	0.75	1	H (m)	27	26	25	23	21	19	17	15	12	7
4XRm12/6-1.1	4XR12/6-1.1	1.1	1.5		41	39	37	34	32	29	26	23	18	11
4XRm12/8-1.5	4XR12/8-1.5	1.5	2		54	52	49	45	43	39	35	30	24	14
4XRm12/12-2.2	4XR12/12-2.2	2.2	3		81	78	74	68	64	58	52	45	36	21
4XRm12/16-3	4XR12/16-3	3	4		108	104	98	90	85	78	70	60	48	28
-	4XR12/21-4	4	5.5		142	137	129	118	112	102	92	79	63	37
-	4XR12/25-5.5	5.5	7.5		176	169	159	146	139	127	114	98	78	46
-	4XR12/31-7.5	7.5	10		210	202	190	175	165	151	135	117	93	55

4XR 16

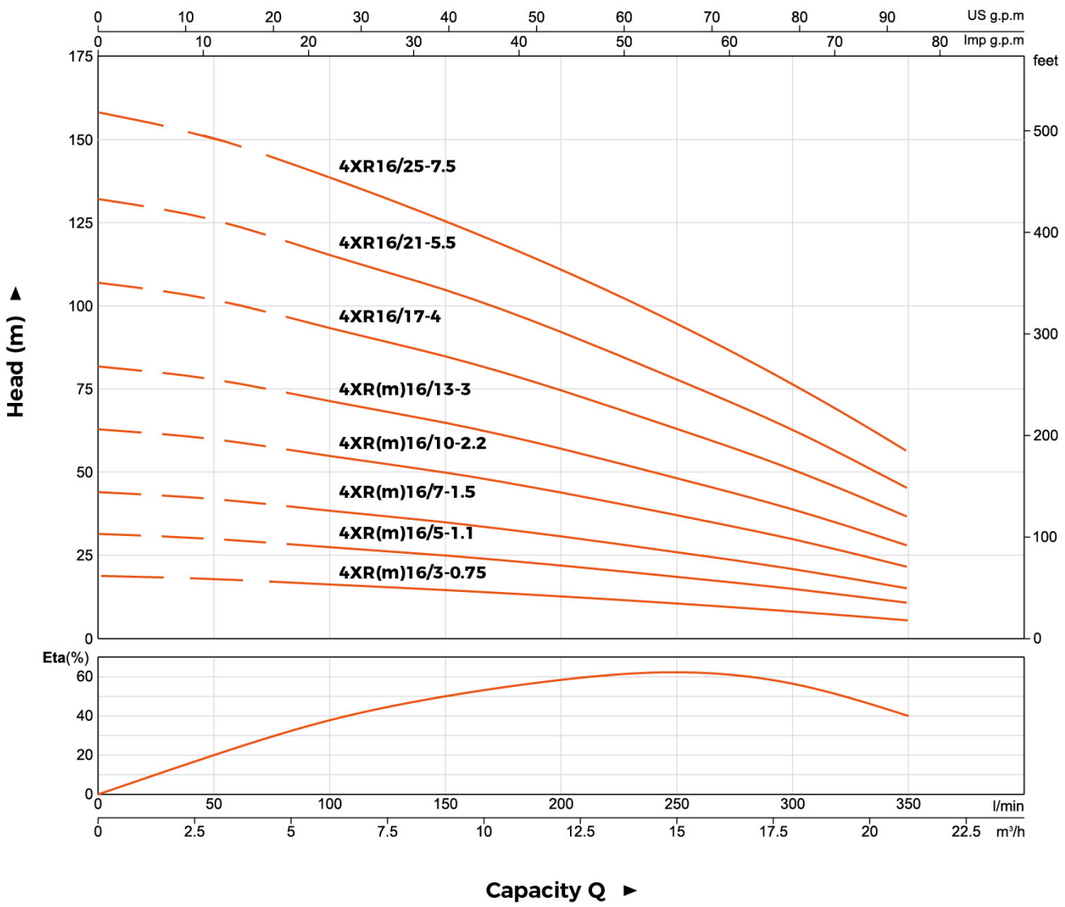

Technical Data

Model		Power		DELIVERY n≈2850 rpm								
1~ 220 - 240V	3~ 380 - 415V	kW	HP	Q(m³/h)	0	3	6	9	12	15	18	21
				Q(l/min)	0	50	100	150	200	250	300	350
4XRm16/3-0.75	4XR16/3-0.75	0.75	1	H (m)	19	18	17	15	13	11	9	6
4XRm16/5-1.1	4XR16/5-1.1	1.1	1.5		32	30	28	25	22	19	15	11
4XRm16/7-1.5	4XR16/7-1.5	1.5	2		44	42	39	35	31	26	21	15
4XRm16/10-2.2	4XR16/10-2.2	2. 2	3		63	60	55	50	44	37	30	22
4XRm16/13-3	4XR16/13-3	3	4		82	78	72	65	57	48	39	28
-	4XR16/17-4	4	5.5		107	102	94	85	75	63	51	37
-	4XR16/21-5.5	5.5	7.5		133	126	116	105	92	78	63	45
-	4XR16/25-7.5	7.5	10		158	150	138	125	110	93	75	54

4XR 20

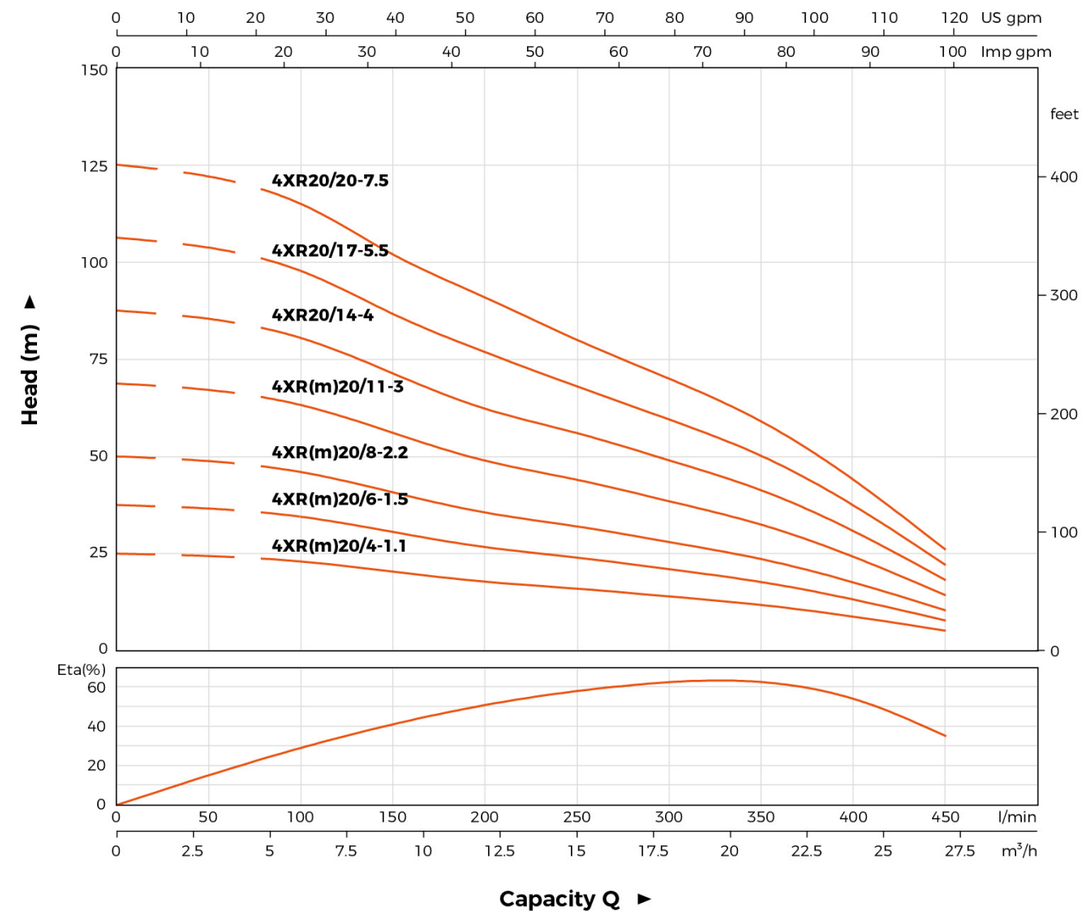

Technical Data

Model		Power		DELIVERY n≈2850 rpm										
1~ 220 - 240V	3~ 380 - 415V	kW	HP	Q(m³/h)	0	3	6	9	12	15	18	21	24	27
				Q(l/min)	0	50	100	150	200	250	300	350	400	450
4XRm20/4-1.1	4XR20/4-1.1	1.1	1.5	H (m)	25	24	33	20	18	16	14	12	9	5
4XRm20/6-1.5	4XR20/6-1.5	1.5	2		37	38	35	31	27	24	21	18	13	8
4XRm20/8-2.2	4XR20/8-2.2	2.2	3		50	49	46	41	35	32	28	23	17	10
4XRm20/11-3	4XR20/11-3	3	4		69	67	63	56	49	44	38	32	24	14
-	4XR20/14-4	4	5.5		88	85	81	71	62	56	49	41	32	18
-	4XR20/17-5.5	5.5	7.5		106	104	98	87	76	68	60	50	37	22
-	4XR20/20-7.5	7.5	10		125	122	115	102	89	80	70	59	44	26

6YC 6YS

Application

- For water supply from wells or reservoirs
- For domestic use, for civil and industrial applications
- For garden use and irrigation

Operating Conditions

- Maximum fluid temperature up to +35℃
- Maximum sand content: 0.25%
- Maximum immersion: 150 m
- Minimum well diameter: 6"
- Warranty: 2 years

Motor and Pump

- Rewindable motor
- **Single-Phase:** 220 - 240V/50Hz
  ※170-240V wide range of operating voltage, minimum starting voltage 130V
- **Three-Phase:** 380 - 415V/50Hz
  ※300-430V wide range of operating voltage, minimum starting voltage 280V
- Capacitance: P2
- 4" has NEMA dimension standards
- Equip with start control box
- Enclosures class: IP68
- Insulation class: F

Identification Codes

6 XR (m) 15 / 5 - 4

- 4 — Rated Power (kW)
- 5 — Impeller Stage
- 15 — Rated Flow (m^3/h)
- (m) — Single-Phase Motor
- XR — Submersible Borehole Pump
- 6 — Min. Well Diameter: 6"

LCB-S04
- Single phase
- 220V~240V/50Hz
- Power: 2.2kW, 3kW

LCB-S06
- Single phase
- 220V~240V/50Hz
- Power: 0.37~5.5kW

LCB-T05
- Three phase
- 380V~415V/50Hz
- Power: 0.75~15kW

LCB-T05B
- Three phase
- 380V~415V/50Hz
- Power: 18.5~37kW

Components	Material
Pump external casing	AISI201SS
Dellvery casing	Cast-Cu
Suction connector	Cast-Cu for 2", 2.5" AISI201SS for 3", 3.5", 4"
Volute	PC
Impeller	POM
Pump shaft	AISI410SS
Shaft coupling	AISI205SS
Volute assembly	AISI201SS
Strainer	AISI304SS for 2 AISI430SS for 2.5",3", 3.5", 4"
Motor external casing	AISI304SS
Top chock	Cast iron
Bottom support	AISI304SS for 2" AISI430SS for 2.5",3", 3.5", 4"
Mechanical seal	Special seal for deep well Graphite-Ceramic
Motor shaft	AISI304SS + ASTM 5140
Seal lubricant oil	10# Food Grade Mechanical White Oil

6XR 15

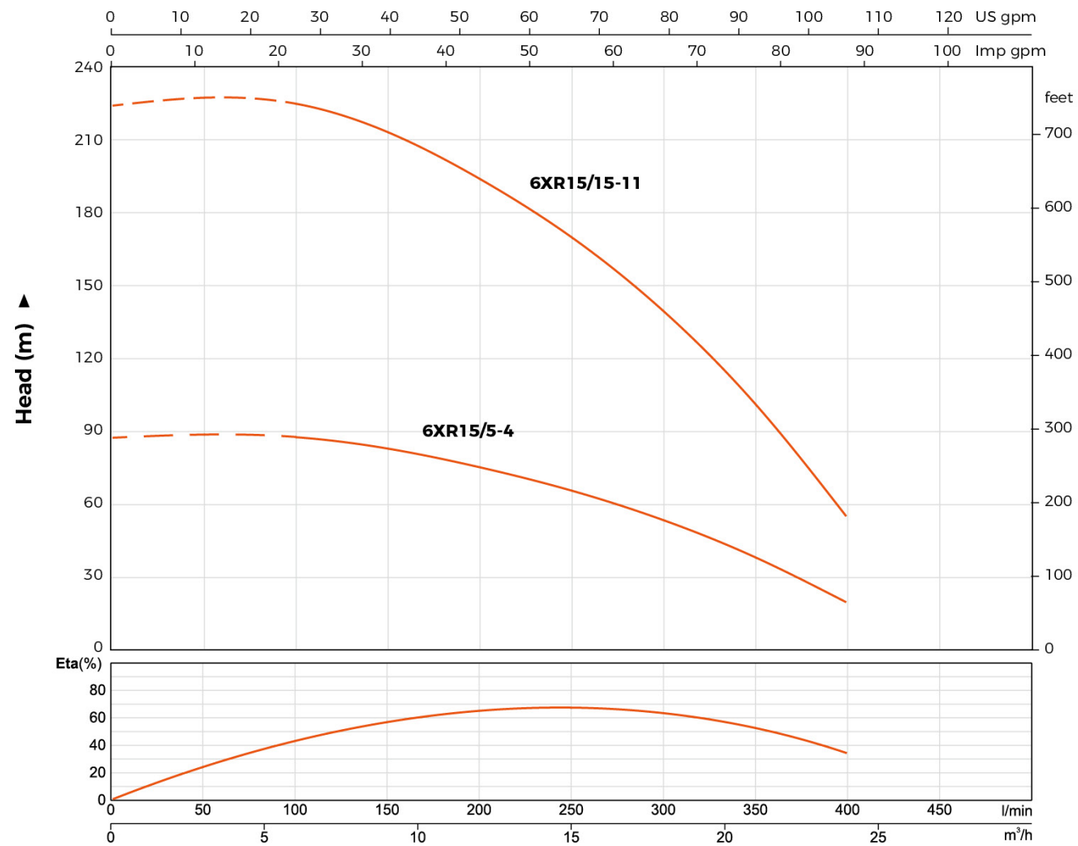

Technical Data

Model		Power		DELIVERY n≈2850 rpm									
1~ 220 - 240V	3~ 380 - 415V	kW	HP	Q(m^3/h)	0	3	6	9	12	15	18	21	24
				Q(l/min)	0	50	100	150	200	250	300	350	400
6XRm15/5-4	6XR15/5-4	4	5.5	H (m)	89	91	90	84	78	69	57	41	23
-	6XR15/15-11	11	15		224	227	224	211	194	171	141	104	58

6XR 25

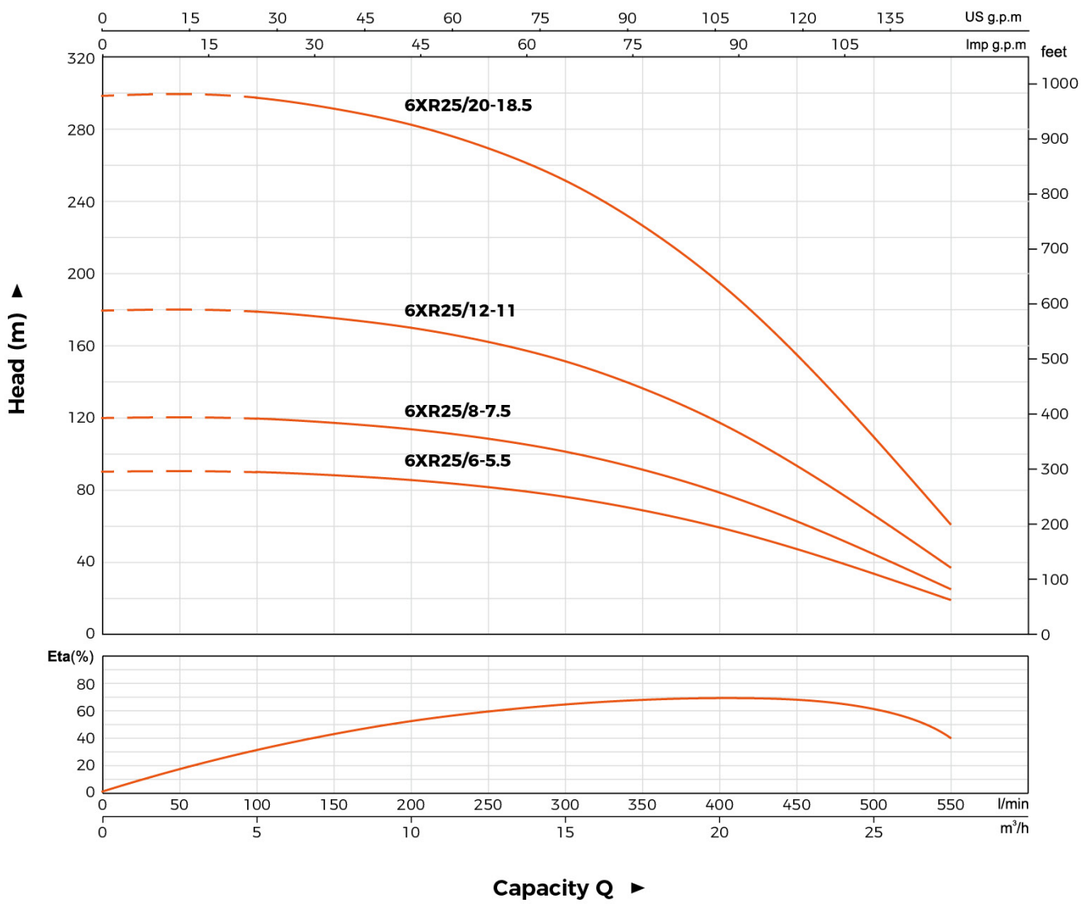

Technical Data

Model		Power		DELIVERY n≈2850 rpm													
1~ 220 - 240V	3~ 380 - 415V	kW	HP	Q(m³/h)	0	3	6	9	12	15	18	21	24	27	30	33
				Q(l/min)	0	50	100	150	200	250	300	350	400	450	500	550
6XRm25/6-5.5	6XR25/6-5.5	5.5	7.5	H (m)	90	90	89	88	85	81	76	67	58	45	33	18
-	6XR25/8-7.5	7.5	10		120	120	119	117	113	108	101	89	78	60	44	24
-	6XR25/12-11	11	15		179	180	179	175	169	162	151	134	117	90	65	36
-	※6XR25/20-18.5	18.5	25		299	300	298	292	282	270	252	223	195	150	109	60

※ Configured with a 6YC motor, while other configurations use a 6YS motor.

Application

- For water supply from wells or reservoirs
- For domestic use, for civil and industrial applications
- For garden use and irrigation

Operating Conditions

- Maximum fluid temperature up to +35℃
- Maximum sand content: 0.25%
- Maximum immersion: 150 m
- Minimum well diameter: 4"
- Warranty: 2 years

Motor and Pump

- Rewindable motor
- **Single-Phase:** 220 - 240V/50Hz
- ※170-240V wide range of operating voltage, minimum starting voltage 130V
- **Three-Phase:** 380 - 415V/50Hz
  ※300-430V wide range of operating voltage, minimum starting voltage 280V
- Capacitance: P2
- Equip with start control box
- **NEMA** dimension standards
- Curve tolerance according to ISO 9906
- Enclosures class: IP68
- Insulation class: F

Identification Codes

4 XRS (m) 2 / 9 - 0.37

- 0.37 — Rated Power (kW)
- 9 — Impeller Stage
- 2 — Rated Flow (m³/h)
- (m) — Single-Phase Motor
- XRS — Submersible Borehole Pump
- 4 — Min. Well Diameter: 4"

Components	Material
Dellvery casing	AISI304SS
Suction connector	AISI304SS
Volute	AISI304SS
Impeller	AISI304SS
Pump shaft	AISI304SS
Shaft coupling	AISI304SS
Volute assembly	Rubber
Strainer	AISI304SS
Motor external casing	AISI304SS
Top chock	Cast iron
Bottom support	AISI304SS
Mechanical seal	Special seal for deep well ≤2.2KW: Graphite-Ceramic ≥3KW: Graphite-SIC
Motor shaft	AISI304SS + ASTM 5140
Seal lubricant oil	10# Food Grade Mechanical White Oil

LCB-S03
- Single phase
- 220V~240V/50Hz
- Power: 0.25~1.5kW

LCB-S04
- Single phase
- 220V~240V/50Hz
- Power: 2.2kW, 3kW

LCB-S06
- Single phase
- 220V~240V/50Hz
- Power: 0.37~5.5kW

LCB-T06
- Three phase
- 380V~415V/50Hz
- Power: 7kW, 7.5kW

4XRS 2

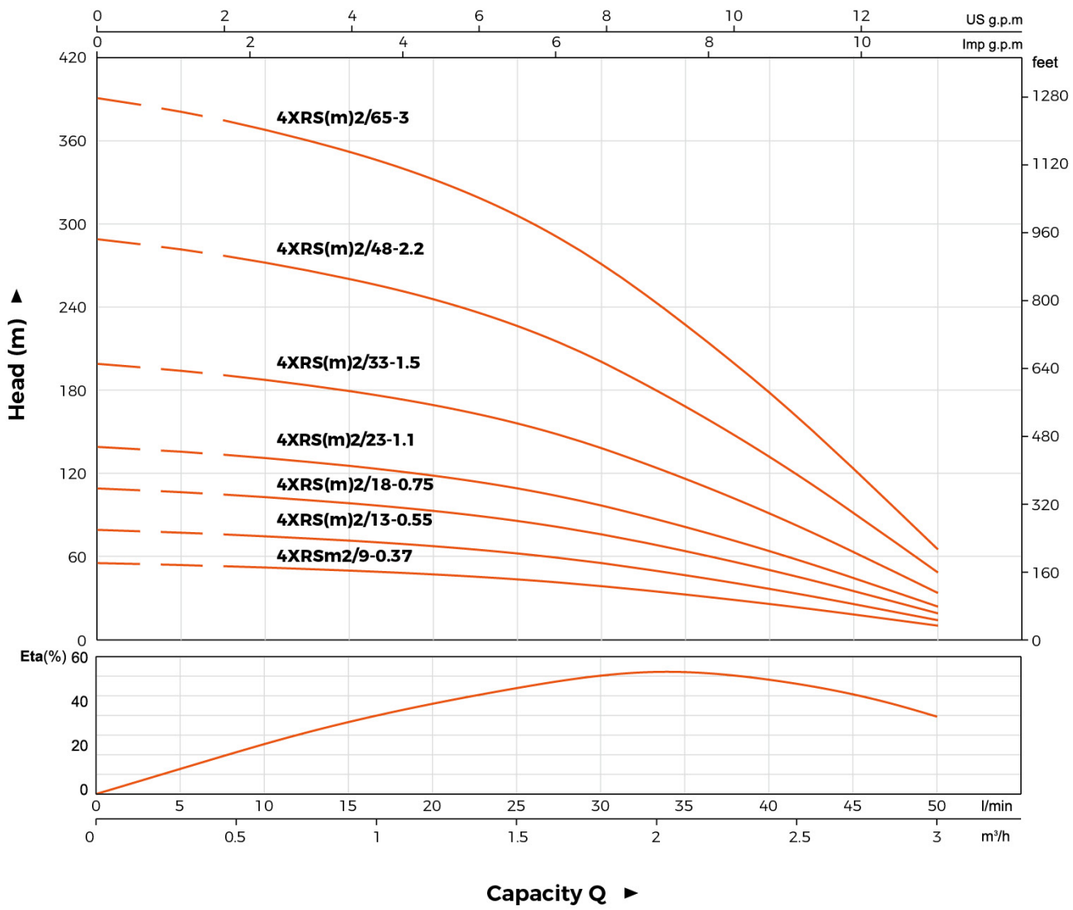

Technical Data

Model		Power		DELIVERY n≈2850 rpm											
1~ 220 - 240V	3~ 380 - 415V	kW	HP	Q(m³/h)	0	0.3	0.6	0.9	1.2	1.5	1.8	2.1	2.4	2.7	3.0
				Q(l/min)	0	5	10	15	20	25	30	35	40	45	50
4XRSm2/9-0.37	-	0.37	0.5	H (m)	54	53	51	48	46	42	37	31	25	17	9
4XRSm2/13-0.55	4XRS2/13-0.55	0.55	0.75		78	76	73	70	66	61	54	45	35	24	13
4XRSm2/18-0.75	4XRS2/18-0.75	0.75	1		108	105	102	97	92	85	75	63	49	34	18
4XRSm2/23-1.1	4XRS2/23-1.1	1.1	1.5		138	134	130	124	117	108	96	80	63	43	23
4XRSm2/33-1.5	4XRS2/33-1.5	1.5	2		198	193	186	178	168	155	137	115	90	62	32
4XRSm2/48-2.2	4XRS2/48-2.2	2.2	3		288	281	271	258	244	226	199	167	131	90	47
4XRSm2/65-3	4XRS2/65-3	3	4		390	380	367	350	331	306	270	226	177	122	64

4XRS 3

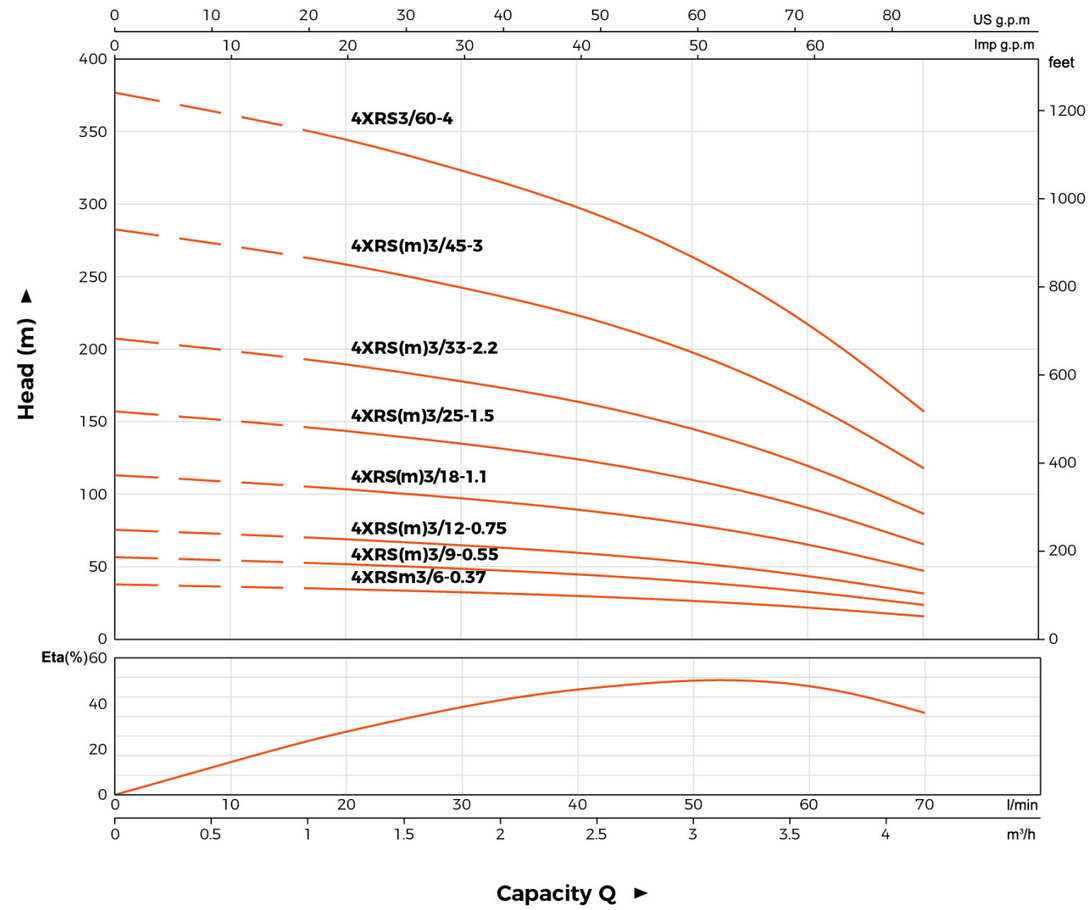

Technical Data

Model		Power		DELIVERY n≈2850 rpm							
1~ 220 - 240V	3~ 380 - 415V	kW	HP	Q(m³/h)	0	0.6	1.2	1.8	2.4	3.0	3.6	4.2
				Q(l/min)	0	10	20	30	40	50	60	70
4XRSm3/6-0.37	-	0.37	0.5	H (m)	37	36	34	32	29	26	21	16
4XRSm3/9-0.55	4XRS3/9-0.55	0.55	0.75		56	54	51	48	44	39	32	23
4XRSm3/12-0.75	4XRS3/12-0.75	0.75	1		74	71	68	64	59	52	43	31
4XRSm3/18-1.1	4XRS3/18-1.1	1.1	1.5		112	107	102	96	88	78	64	46
4XRSm3/25-1.5	4XRS3/25-1.5	1.5	2		155	149	142	133	122	108	89	65
4XRSm3/33-2.2	4XRS3/33-2.2	2.2	3		205	196	187	175	162	143	118	85
4XRSm3/45-3	4XRS3/45-3	3	4		279	268	255	239	220	195	160	116
-	4XRS3/60-4	4	5.5		372	357	340	319	294	260	214	155

4XRS 5

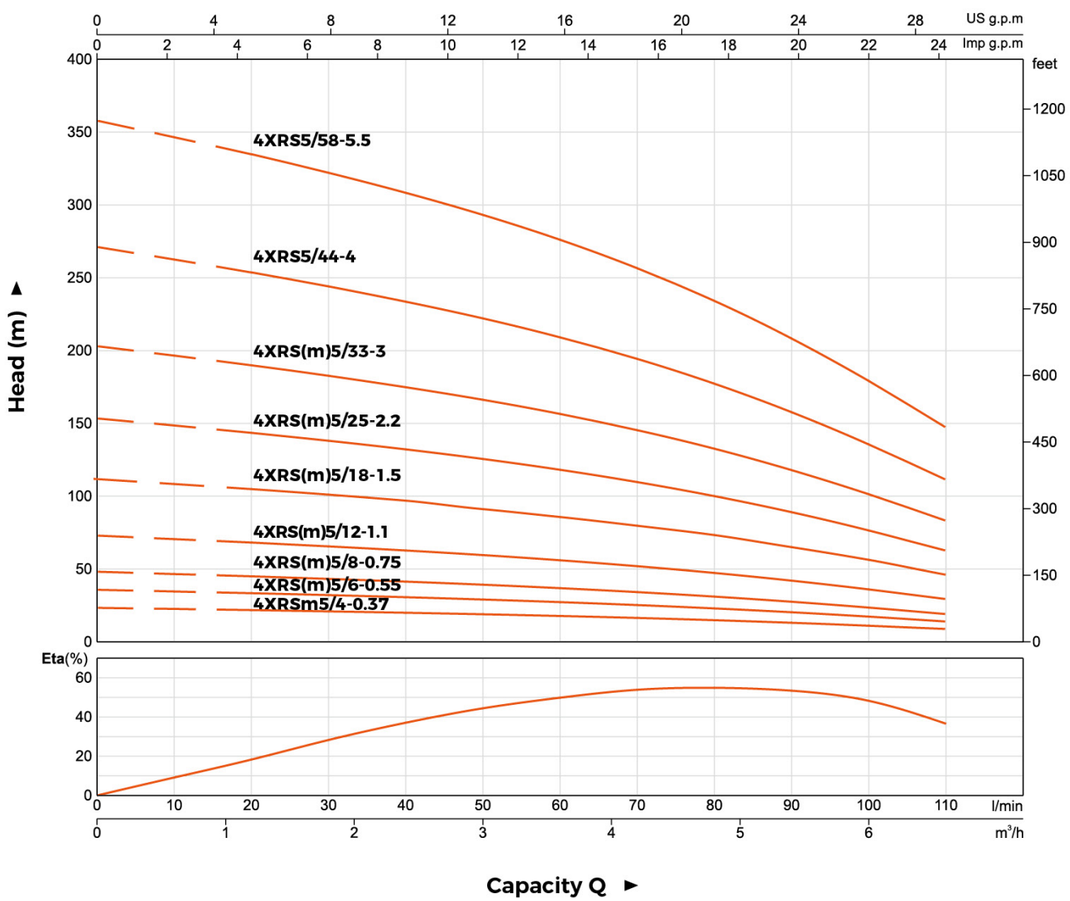

Technical Data

Model		Power		DELIVERY n≈2850 rpm												
1~ 220 - 240V	3~ 380 - 415V	kW	HP	Q(m³/h)	0	0.6	1.2	1.8	2.4	3.0	3.6	4.2	4.8	5.4	6.0	6.6
				Q(l/min)	0	10	20	30	40	50	60	70	80	90	100	110
4XRSm5/4-0.37	-	0.37	0.5	H (m)	25	24	23	22	21	20	19	18	16	15	12	10
4XRSm5/6-0.55	4XRS5/6-0.55	0.55	0.75		37	36	35	33	32	30	28	26	24	22	19	15
4XRSm5/8-0.75	4XRS5/8-0.75	0.75	1		49	48	46	44	42	40	38	35	32	29	25	20
4XRSm5/12-1.1	4XRS5/12-1.1	1.1	1.5		74	72	69	66	63	60	57	53	48	44	37	31
4XRSm5/18-1.5	4XRS5/18-1.5	1.5	2		111	107	104	99	95	90	85	79	73	65	57	46
4XRSm5/25-2.2	4XRS5/25-2.2	2.2	3		154	149	144	138	132	125	118	110	101	91	78	64
4XRSm5/33-3	4XRS5/33-3	3	4		203	197	190	182	174	165	156	145	133	120	103	84
-	4XRS5/44-4	4	5.5		271	262	253	243	232	220	208	194	178	160	137	113
-	4XRS5/58-5.5	5.5	7.5		357	346	334	320	306	290	274	255	234	211	181	148

4XRS 8

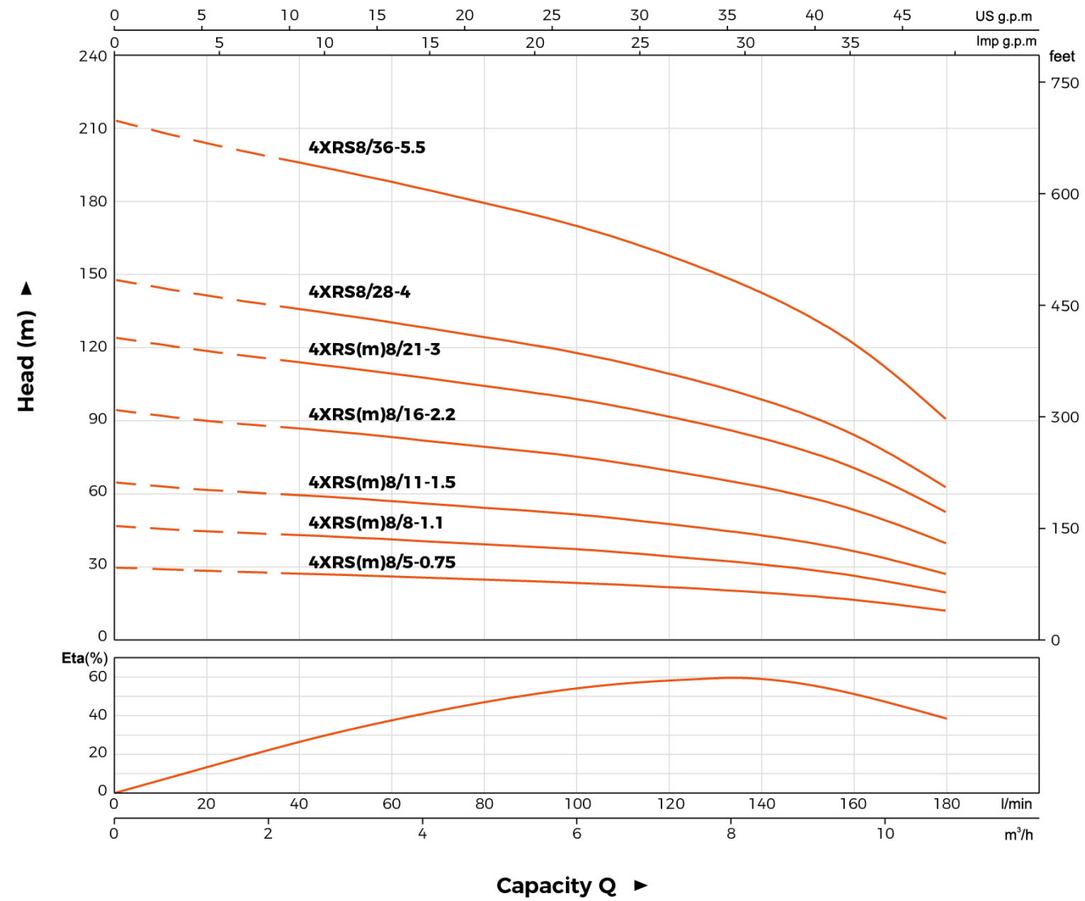

Technical Data

Model		Power		DELIVERY n≈2850 rpm									
1~ 220 - 240V	3~ 380 - 415V	kW	HP	Q(m³/h)	0	1.2	2.4	3.6	4.8	6.0	7.2	8.4	9.6	10.8
				Q(l/min)	0	20	40	60	80	100	120	140	160	180
4XRSm8/5-0.75	4XRS8/5-0.75	0.75	1	H (m)	30	28	27	26	25	24	22	20	17	13
4XRSm8/8-1.1	4XRS8/8-1.1	1.1	1.5		48	45	44	42	40	38	35	32	27	20
4XRSm8/11-1.5	4XRS8/11-1.5	1.5	2		66	62	61	58	55	52	48	44	37	28
4XRSm8/16-2.2	4XRS8/16-2.2	2.2	3		96	90	88	84	80	76	70	64	54	40
4XRSm8/21-3	4XRS8/21-3	3	4		125	119	115	110	105	100	92	84	71	53
-	4XRS8/28-4	4	5.5		168	158	154	147	140	133	123	112	95	70
-	4XRS8/36-5.5	5.5	7.5		214	204	197	189	180	171	158	143	122	91

4XRS 14

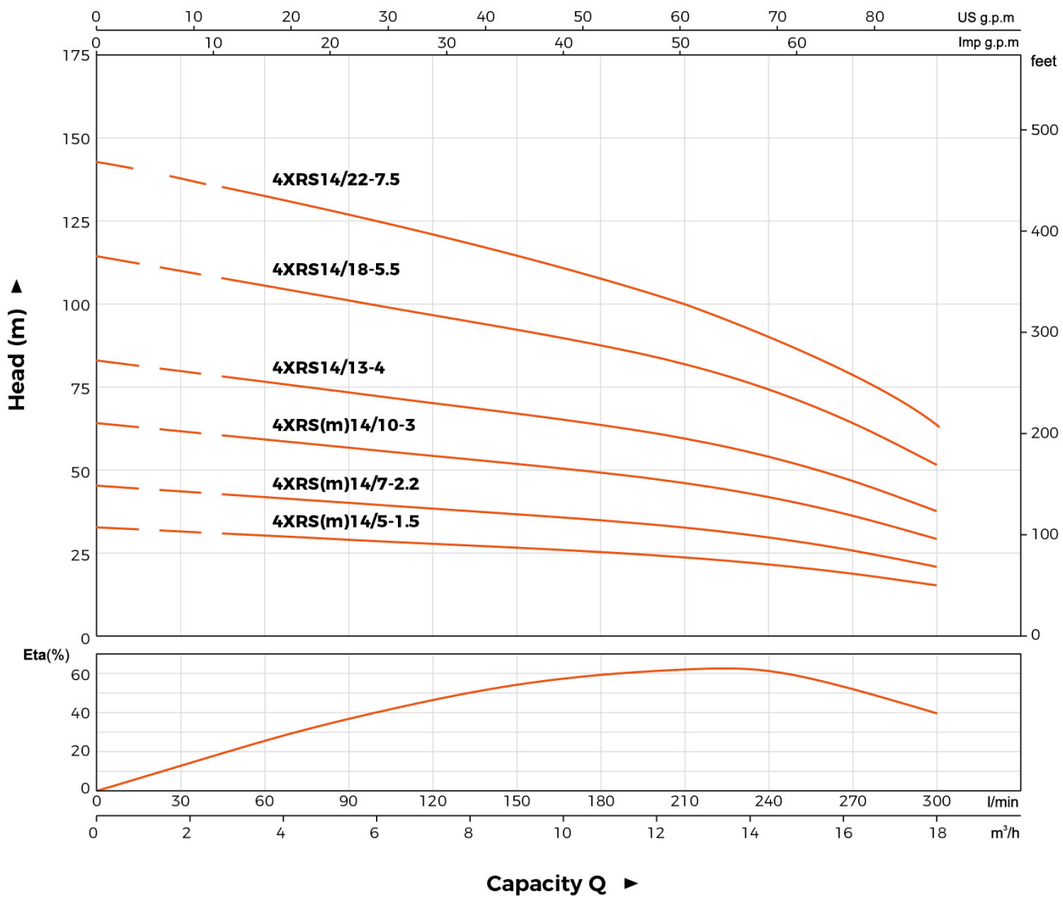

Technical Data

Model		Power		DELIVERY n≈2850 rpm											
1~ 220 - 240V	3~ 380 - 415V	kW	HP	Q(m³/h)	0	1.8	3.6	5.4	7.2	9.0	10.8	12.6	14.4	16.2	18
				Q(l/min)	0	30	60	90	120	150	180	210	240	270	300
4XRSm14/5-1.5	4XRS14/5-1.5	1.5	2	H (m)	32	31	29	28	27	26	24	23	20	18	14
4XRSm14/7-2.2	4XRS14/7-2.2	2.2	3		45	43	41	39	38	36	34	32	29	25	20
4XRSm14/10-3	4XRS14/10-3	3	4		64	62	59	56	54	51	49	45	41	35	28
-	4XRS14/13-4	4	5.5		83	80	76	73	70	67	63	59	53	46	37
-	4XRS14/18-5.5	5.5	7.5		115	111	106	101	97	92	88	82	74	64	51
-	4XRS14/22-7.5	7.5	10		140	135	129	124	118	113	107	100	90	78	62

Application

- For water supply from wells or reservoirs
- For domestic use,for civil and industrial applications
- For garden use and irrigation

Operating Conditions

- Maximum fluid temperature up to +50℃
- Maximum sand content: 0.25%
- Maximum immersion: 150 m
- Minimum well diameter: 6"
- Warranty: 2 years

Motor and Pump

- Rewindable motor
- **Single-Phase:** 220 - 240V/50Hz
  ※170-240V wide range of operating voltage, minimum starting voltage 130V
- **Three-Phase:** 380 - 415V/50Hz
  ※300-430V wide range of operating voltage, minimum starting voltage 280V
  ① Direct start (1 cable)
  ② Optional: Star-delta start (2 cable)
- Start control box available on request
- **NEMA** dimension standards
- Curve tolerance according to ISO 9906
- Enclosures class: IP68
- Insulation class: F

Components	Material
Dellvery casing	AISI 304SS
Suction connector	AISI 304SS
Volute	AISI 304SS
Impeller	AISI 304SS
Pump shaft	AISI431SS
Shaft coupling	AISI 304SS
Seal ring	Rubber
Strainer	AISI304SS
Motor external casing	AISI 304SS
Top chock	Cast iron
Bottom support	Cast iron
Mechanical seal	Special seal for deep well Graphite-Ceramic
Motor shaft	AISI630SS+ASTM5140
Seal lubricant oil	10# Food Grade Mechanical White Oil

Identification Codes

6 XRS 17 / 5 - 3

- Rated Power (kW)
- Impeller Stage
- Rated Flow (m³/h)
- Submersible Borehole Pump
- Min. Well Diameter: 6"

6XRS 17

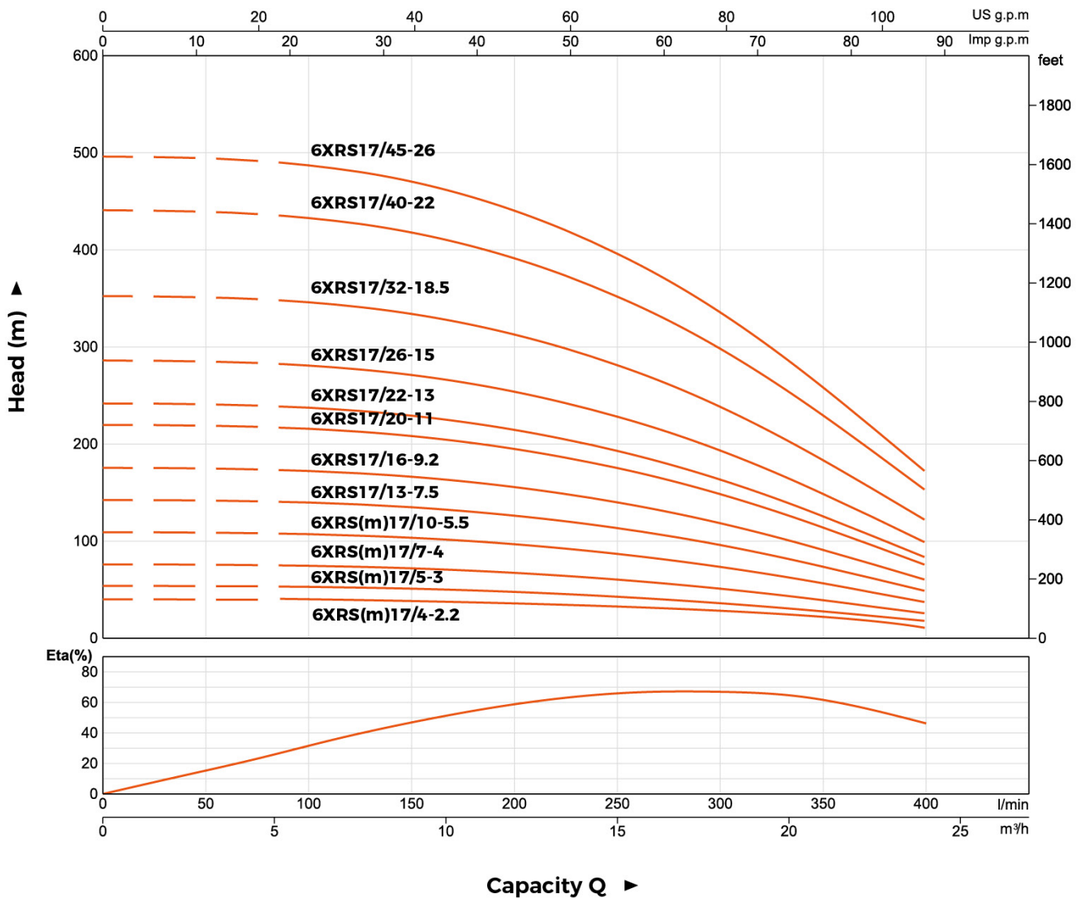

Technical Data

Model		Power		DELIVERY n≈2850 rpm									
1~ 220 - 240V	3~ 380 - 415V	kW	HP	Q(m³/h)	0	3	6	9	12	15	18	21	24
				Q(l/min)	0	50	100	150	200	250	300	350	400
6XRSm17/4-2.2	6XRS17/4-2.2	2.2	3	H (m)	44	44	43	42	39	35	30	23	15
6XRSm17/5-3	6XRS17/5-3	3	4		55	55	54	52	49	44	37	29	19
6XRSm17/7-4	6XRS17/7-4	4	5.5		77	77	75	73	68	61	52	40	27
6XRSm17/10-5.5	6XRS17/10-5.5	5.5	7.5		110	110	108	104	97	87	75	58	38
-	6XRS17/13-7.5	7.5	10		143	143	140	136	127	114	97	75	50
-	6XRS17/16-9.2	9.2	12.5		176	175	172	167	156	140	120	92	61
-	6XRS17/20-11	11	15		220	219	215	209	195	175	149	115	77
-	6XRS17/22-13	13	17.5		242	241	237	229	214	192	164	127	85
-	6XRS17/26-15	15	20		286	285	280	271	253	227	194	150	100
-	6XRS17/32-18.5	18.5	25		352	351	344	334	311	279	239	184	123
-	6XRS17/40-22	22	30		440	438	431	417	389	349	298	231	154
-	6XRS17/45-26	26	35		495	493	484	469	438	393	336	259	173

6XRS 30

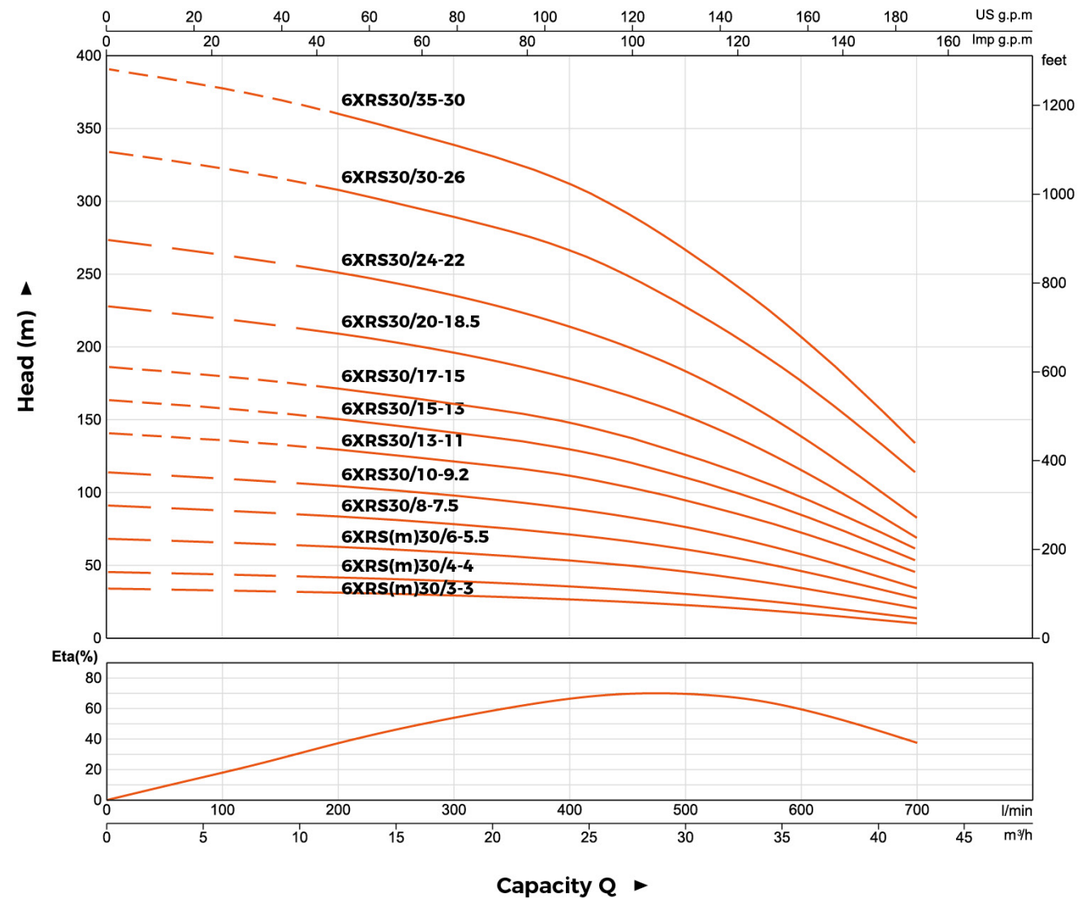

Technical Data

Model		Power		DELIVERY n≈2850 rpm							
1~ 220 - 240V	3~ 380 - 415V	kW	HP	Q(m³/h)	0	6	12	18	24	30	36	42
				Q(l/min)	0	100	200	300	400	500	600	700
6XRSm30/2-2.2	6XRS30/2-2.2	2.2	3	H (m)	23	22	21	19	18	15	11	7
6XRSm30/3-3	6XRS30/3-3	3	4		34	33	31	29	27	23	17	11
6XRSm30/4-4	6XRS30/4-4	4	5.5		46	44	42	39	36	31	23	14
6XRSm30/6-5.5	6XRS30/6-5.5	5.5	7.5		68	67	63	58	53	46	34	21
-	6XRS30/8-7.5	7.5	10		91	89	84	77	71	61	46	28
-	6XRS30/10-9.2	9.2	12.5		114	111	105	96	89	76	57	35
-	6XRS30/13-11	11	15		148	145	137	125	115	99	75	46
-	6XRS30/15-13	13	17.5		171	167	158	145	133	115	88	53
-	6XRS30/17-15	15	20		194	189	179	164	151	130	97	60
-	6XRS30/20-18.5	18.5	25		228	222	210	193	179	153	115	71
-	6XRS30/24-22	22	30		273	267	252	232	213	184	138	85
-	6XRS30/30-26	26	35		341	334	315	289	266	229	172	106
-	6XRS30/35-30	30	40		398	389	368	338	311	268	201	124

6XRS 46

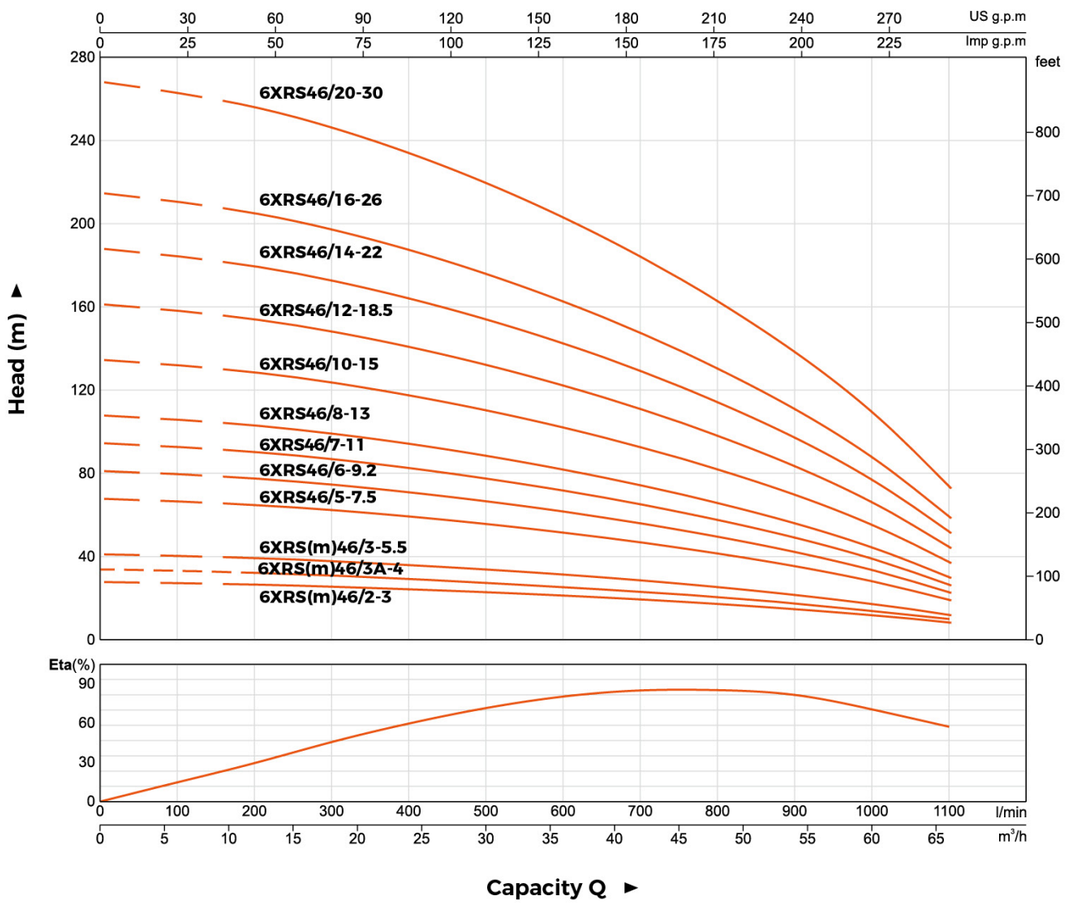

Technical Data

Model		Power		DELIVERY n≈2850 rpm												
1~ 220 - 240V	3~ 380 - 415V	kW	HP	Q(m³/h)	0	6	12	18	24	30	36	42	48	54	60	66
				Q(l/min)	0	100	200	300	400	500	600	700	800	900	1000	1100
6XRSm46/2-3	6XRS46/2-3	3	4	H (m)	27	26	26	25	23	22	20	18	16	14	11	7
6XRSm46/3A-4	6XRS46/3A-4	4	5.5		35	34	32	31	29	26	25	22	20	16	13	9
6XRSm46/3-5.5	6XRS46/3-5.5	5.5	7.5		40	39	38	37	35	32	30	27	24	21	16	11
-	6XRS46/5-7.5	7.5	10		67	65	64	61	58	54	50	45	40	34	27	18
-	6XRS46/6-9.2	9.2	12.5		80	79	77	74	70	65	60	55	49	41	32	22
-	6XRS46/7-11	11	15		94	92	90	86	81	76	70	64	57	48	38	25
-	6XRS46/8-13	13	17.5		107	105	102	98	93	86	80	73	65	55	43	29
-	6XRS46/10-15	15	20		134	131	128	123	116	108	100	91	81	69	54	36
-	6XRS46/12-18.5	18.5	25		161	157	154	148	139	130	120	109	97	83	65	43
-	6XRS46/14-22	22	30		188	183	179	172	162	151	140	127	113	97	76	50
-	6XRS46/16-26	26	35		214	210	205	197	186	173	160	146	130	110	86	58
-	6XRS46/20-30	30	40		268	262	256	246	232	216	200	182	162	138	108	72

6XRS 60

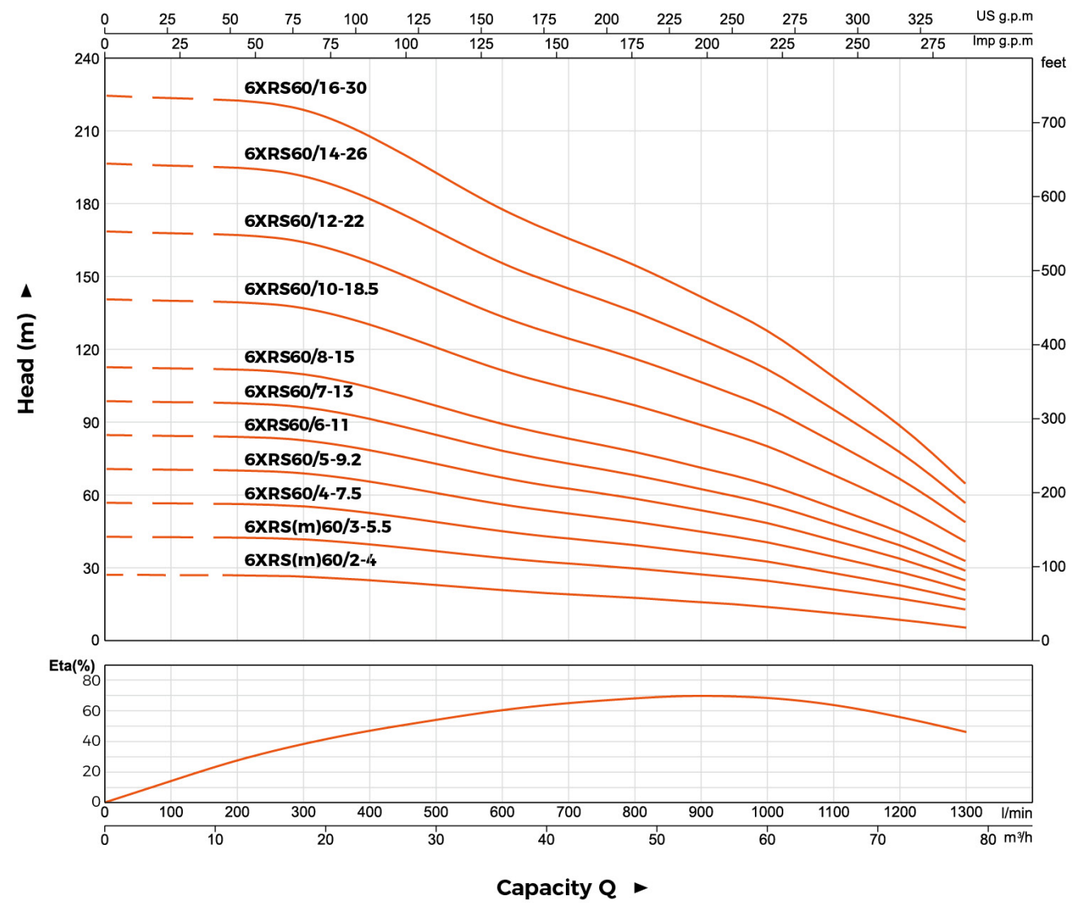

Technical Data

Model		Power		DELIVERY n≈2850 rpm														
1~ 220 - 240V	3~ 380 - 415V	kW	HP	Q(m³/h)	0	6	12	18	24	30	36	42	48	54	60	66	72	78
				Q(l/min)	0	100	200	300	400	500	600	700	800	900	1000	1100	1200	1300
6XRSm60/2-4	6XRS60/2-4	4	5.5	H (m)	28	28	28	27	26	24	22	21	19	18	16	14	11	8
6XRSm60/3-5.5	6XRS60/3-5.5	5.5	7.5		42	42	42	41	39	36	33	31	29	26	23	20	16	11
-	6XRS60/4-7.5	7.5	10		56	56	55	55	52	48	44	41	38	35	31	26	21	15
-	6XRS60/5-9.2	9.2	12.5		70	70	69	68	65	60	55	52	48	44	39	33	26	18
-	6XRS60/6-11	11	15		84	84	83	82	78	72	66	62	58	53	47	40	31	22
-	6XRS60/7-13	13	17.5		98	98	97	95	91	84	77	72	67	62	55	46	36	25
-	6XRS60/8-15	15	20		112	112	111	109	104	96	89	83	77	71	63	53	42	29
-	6XRS60/10-18.5	18.5	25		140	139	139	136	129	120	111	103	96	88	78	66	52	36
-	6XRS60/12-22	22	30		168	167	167	164	155	144	133	124	116	106	94	80	62	44
-	6XRS60/14-26	26	35		196	195	194	191	181	168	155	144	135	123	109	93	73	51
-	6XRS60/16-30	30	40		224	223	222	218	207	192	177	165	154	141	125	106	83	58

8XRS 77

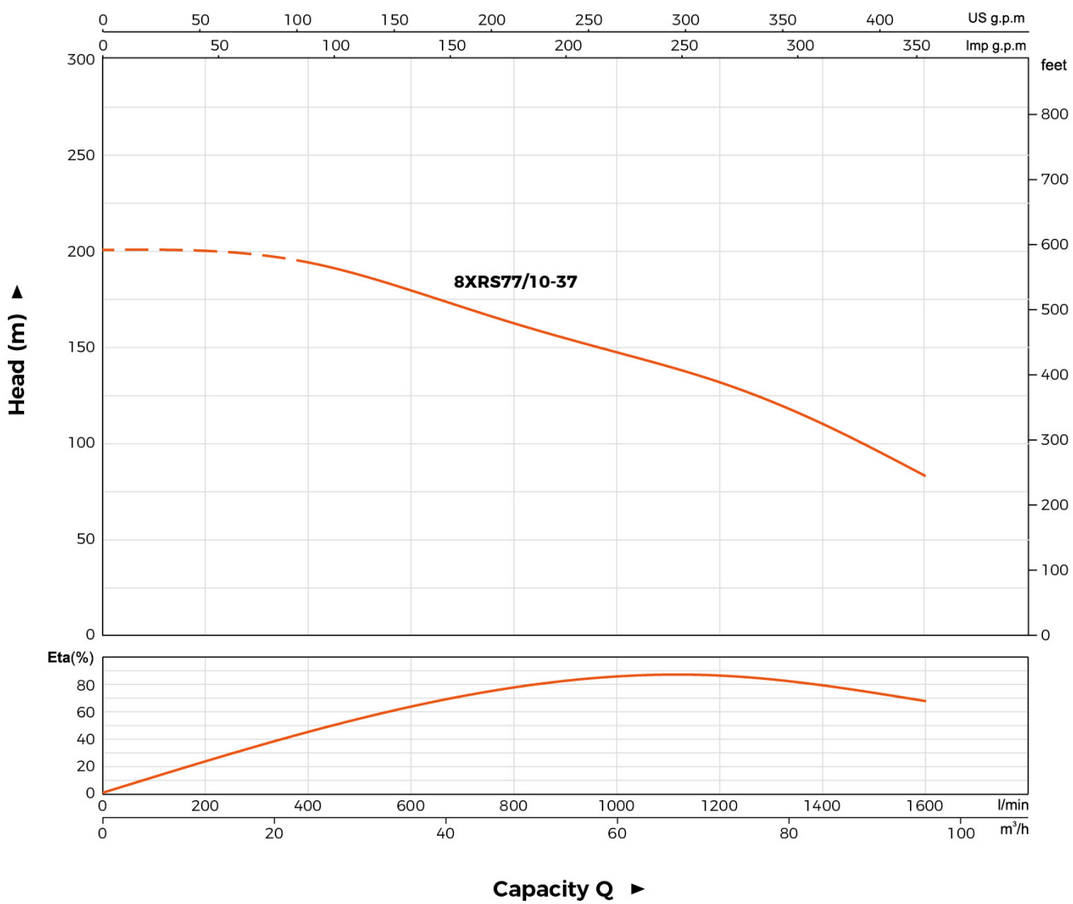

Technical Data

Model	Power		DELIVERY n≈2850 rpm									
3~ 380 - 415V	kW	HP	Q(m³/h)	0	12	24	36	48	60	72	84	96
			Q(l/min)	0	200	400	600	800	1000	1200	1400	1600
8XRS77/10-37	37	50	H(m)	201	201	195	180	163	148	133	111	84

8XRS 95

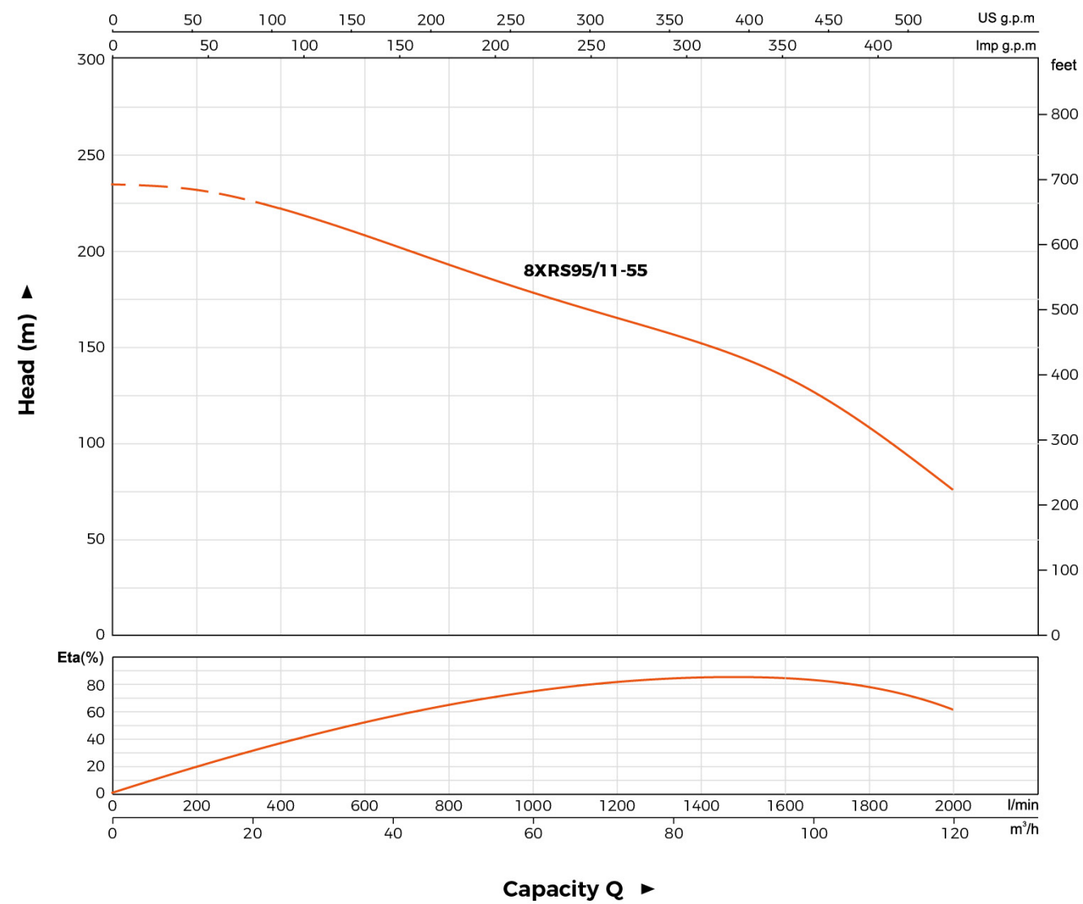

Technical Data

Model	Power		DELIVERY n≈2850 rpm											
3~ 380 - 415V	kW	HP	Q(m³/h)	0	12	24	36	48	60	72	84	96	108	120
			Q(l/min)	0	200	400	600	800	1000	1200	1400	1600	1800	2000
8XRS95/11-55	55	75	H(m)	234	231	221	208	193	178	165	152	135	109	76

9XRS 110

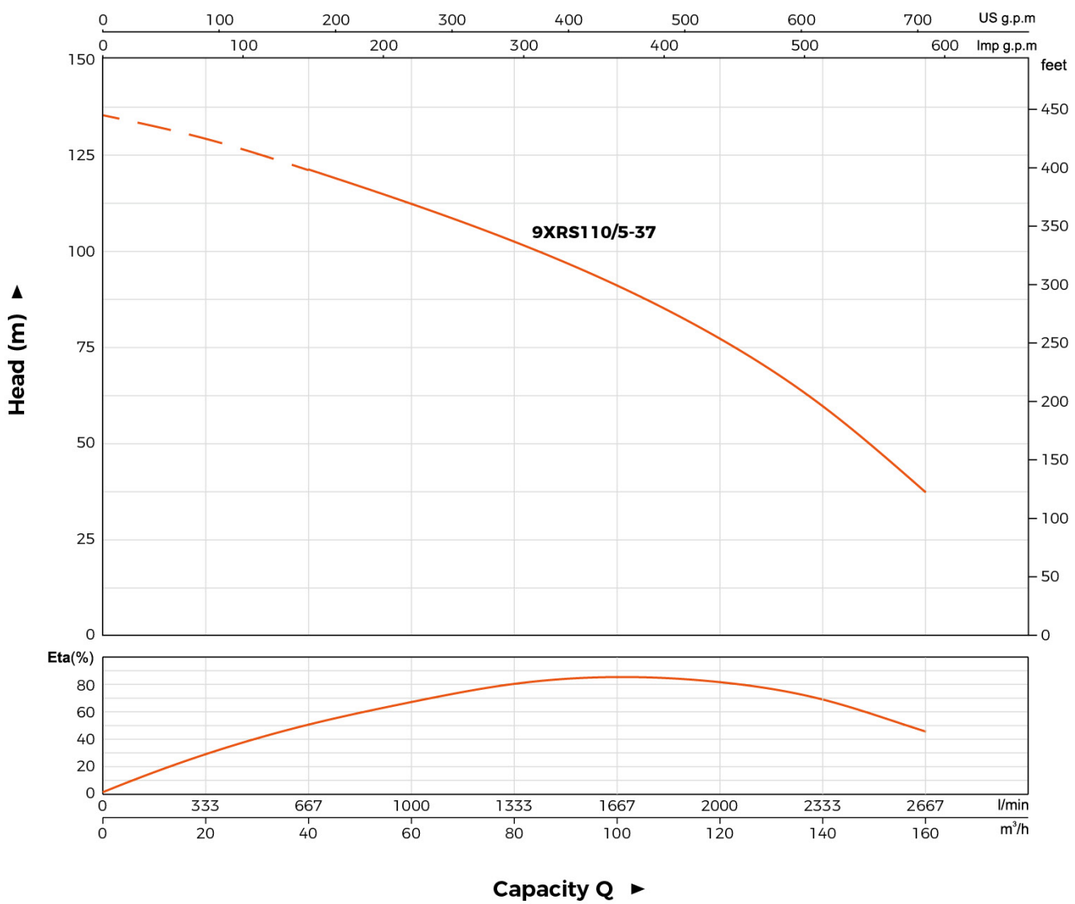

Technical Data

Model	Power		DELIVERY n≈2850 rpm									
3~ 380 - 415V	kW	HP	Q(m³/h)	0	20	40	60	80	100	120	140	160
			Q(l/min)	0	333	667	1000	1333	1667	2000	2333	2667
9XRS110/5-37	37	50	H(m)	135	129	121	111	102	92	79	60	38

9XRS 120

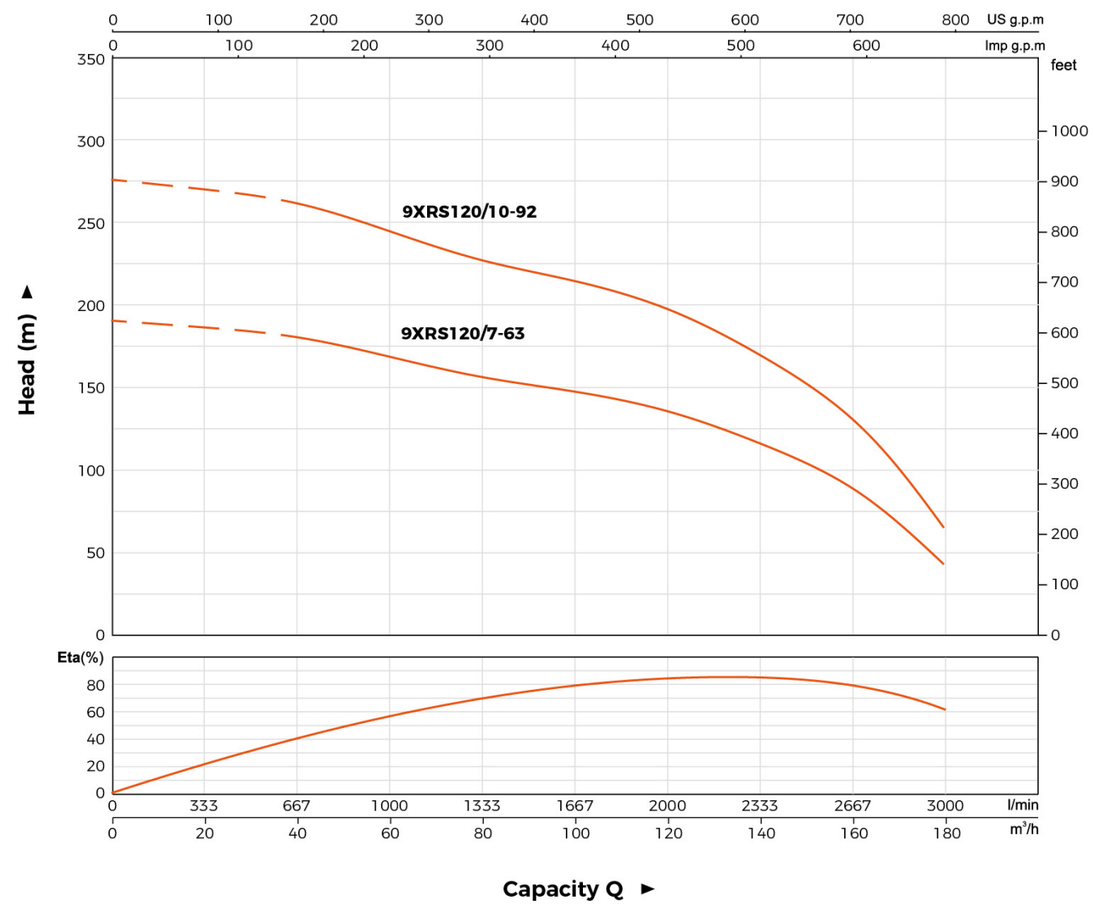

Technical Data

Model	Power		DELIVERY n≈2850 rpm										
3~ 380 - 415V	kW	HP	Q(m³/h)	0	20	40	60	80	100	120	140	160	180
			Q(l/min)	0	333	667	1000	1333	1667	2000	2333	2667	3000
9XRS120/7-63	63	85	H (m)	193	188	184	120	158	151	140	118	93	44
9XRS120/10-92	92	125		275	268	263	243	225	215	200	168	133	63

10XRS 125

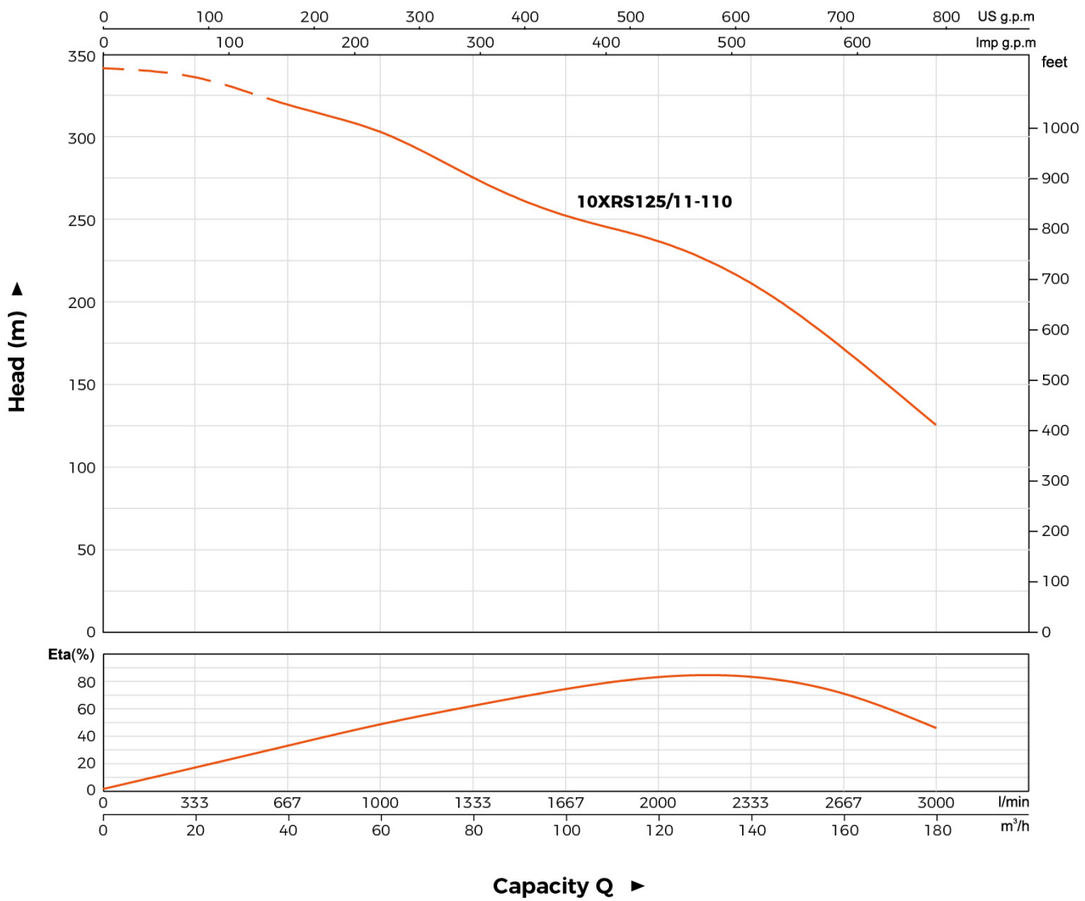

Technical Data

Model	Power		DELIVERY n≈2850 rpm										
3~ 380 - 415V	kW	HP	Q(m³/h)	0	20	40	60	80	100	120	140	160	180
			Q(l/min)	0	333	667	1000	1333	1667	2000	2333	2667	3000
10XRS125/11-110	110	150	H(m)	341	336	319	302	275	252	236	211	172	125

10XRS 160

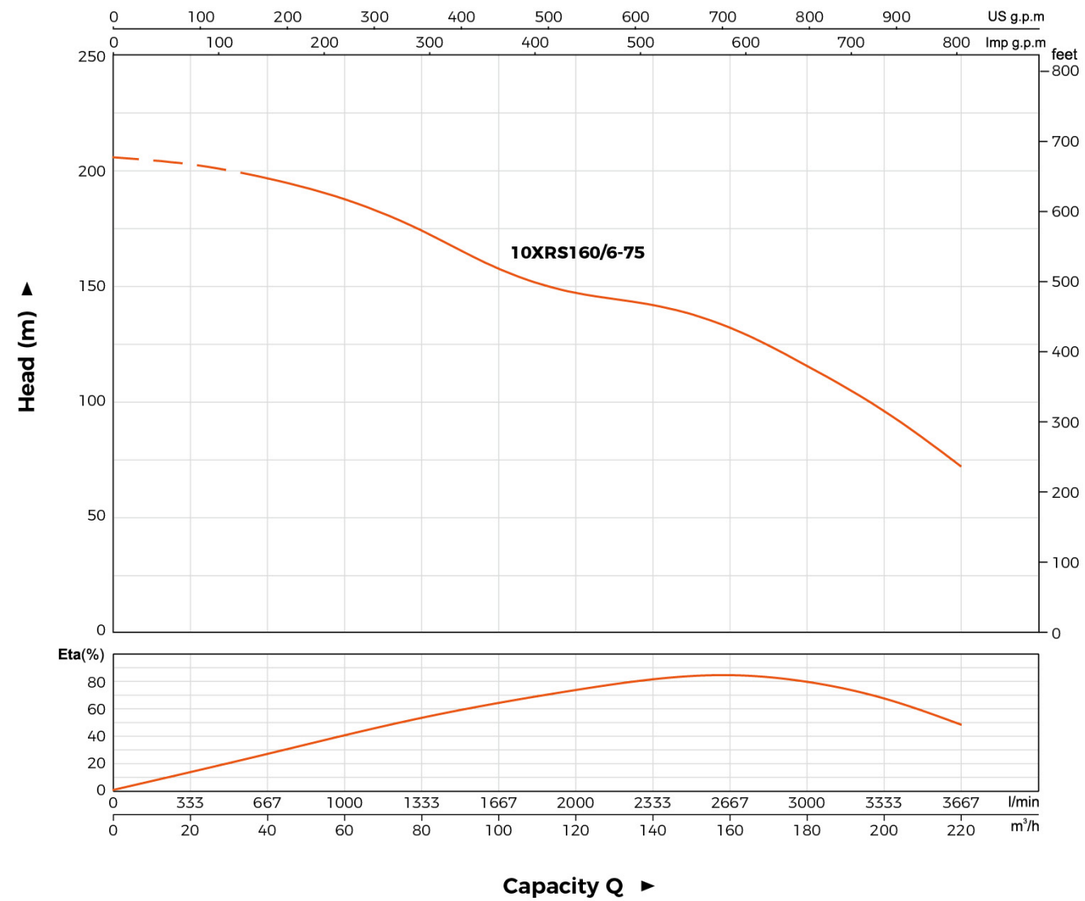

Technical Data

Model	Power		DELIVERY n≈2850 rpm												
3~ 380 - 415V	kW	HP	Q(m³/h)	0	20	40	60	80	100	120	140	160	180	200	220
			Q(l/min)	0	333	667	1000	1333	1667	2000	2333	2667	3000	3333	3667
10XRS160/6-75	75	100	H(m)	206	203	197	188	174	158	147	142	132	116	96	72



Components	Material
Pump external casing	AISI201SS
Dellvery casing	Cast iron
Suction connector	Cast iron
Volute	PC+AISI201SS
Impeller	PC
Pump shaft	AISI410SS
Shaft coupling	AISI304SS
Volute assembly	AISI304SS
Strainer	AISI201SS
Motor external casing	AISI304SS
Top chock	Cast iron
Bottom support	Cast iron
Mechanical seal	Special seal for deep well Graphite-Ceramic
Motor shaft	AISI630SS+ASTM5140
Seal lubricant oil	10# Food Grade Mechanical White Oil

Application

- For water supply from wells or reservoirs
- For domestic use,for civil and industrial applications
- For garden use and irrigation

Operating Conditions

- Maximum fluid temperature up to +35℃
- Maximum sand content: 0.25%
- Maximum immersion: 150 m
- Minimum well diameter: 6"
- Warranty: 2 years

Motor and Pump

- Rewindable motor
- **Single-Phase:** 220 - 240V/50Hz
  ※170-240V wide range of operating voltage, minimum starting voltage 130V
- **Three-Phase:** 380 - 415V/50Hz
  ※300-430V wide range of operating voltage, minimum starting voltage 280V
  ① Direct start (1 cable)
  ② Optional: Star-delta start (2 cable)
- Start control box available on request
- **NEMA** dimension standards
- Curve tolerance according to ISO 9906
- Enclosures class: IP68
- Insulation class: F

Identification Codes

6 XRP 18 / 5 - 3

- 3 — Rated Power (kW)
- 5 — Impeller Stage
- 18 — Rated Flow (m^3/h)
- XRP — Submersible Borehole Pump
- 6 — Min. Well Diameter: 6"

6XRP 18

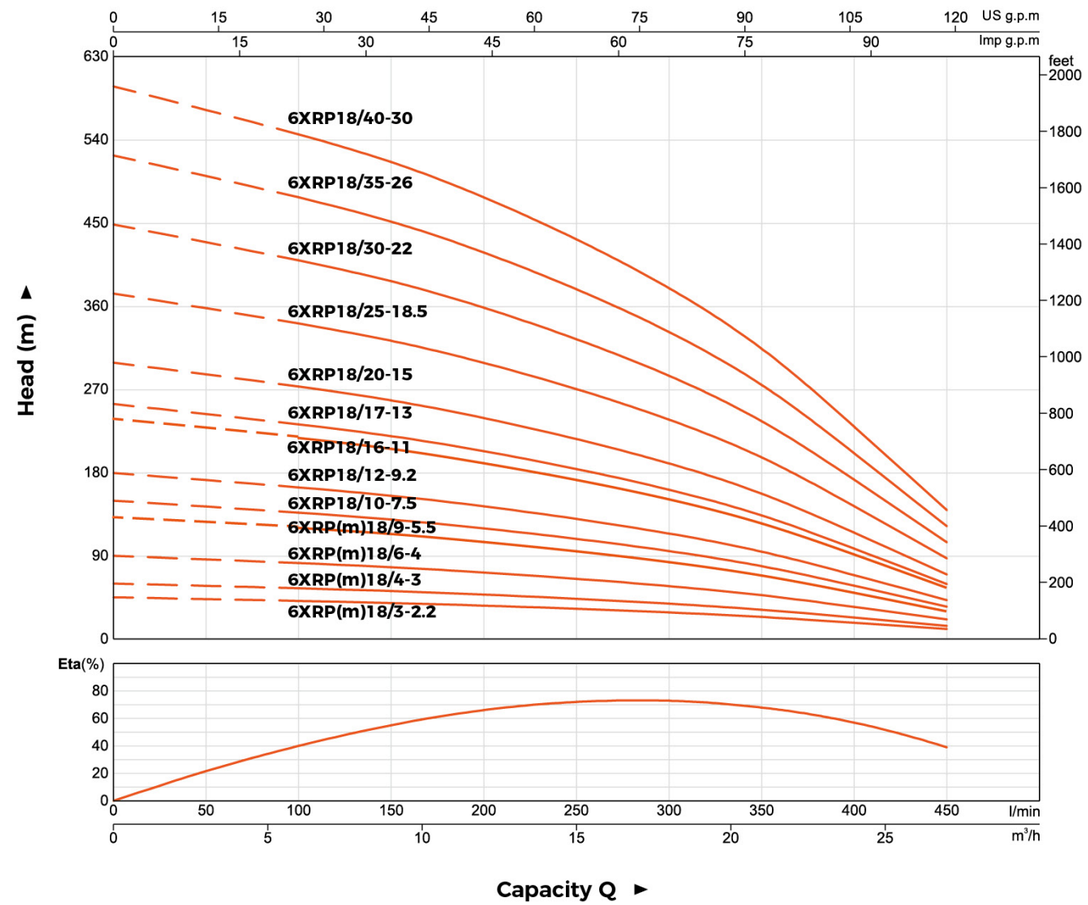

Technical Data

Model		Power		DELIVERY n≈2850 rpm										
1~ 220 - 240V	3~ 380 - 415V	kW	HP	Q(m^3/h)	0	3	6	9	12	15	18	21	24	27
				Q(l/min)	0	50	100	150	200	250	300	350	400	450
6XRPm18/3-2.2	6XRP18/3-2.2	2.2	3	H (m)	45	43	41	39	36	32	28	24	17	10
6XRPm18/4-3	6XRP18/4-3	3	4		60	57	54	51	48	43	38	31	23	14
6XRPm18/6-4	6XRP18/6-4	4	5.5		89	86	82	77	72	65	57	47	34	21
※6XRPm18/9-5.5	※6XRP18/9-5.5	5.5	7.5		134	129	123	116	107	97	85	71	52	31
-	6XRP18/10-7.5	7.5	10		149	143	136	129	119	108	95	78	57	35
-	6XRP18/12-9.2	9.2	12.5		179	172	164	155	143	129	114	94	69	42
-	※6XRP18/16-11	11	15		239	229	218	206	191	173	152	125	92	56
-	6XRP18/17-13	13	17.5		253	243	232	219	203	183	162	133	97	59
-	6XRP18/20-15	15	20		299	286	273	258	239	216	190	157	115	70
-	6XRP18/25-18.5	18.5	25		373	357	341	322	298	270	237	193	143	87
-	6XRP18/30-22	22	30		448	429	409	384	358	324	284	235	172	104
-	6XRP18/35-26	26	35		523	500	477	451	418	378	332	274	200	122
-	6XRP18/40-30	30	40		597	572	545	515	477	432	379	314	229	139

※ Configured with a 6YC motor, while other configurations use a 6YS motor.

6XRP 30

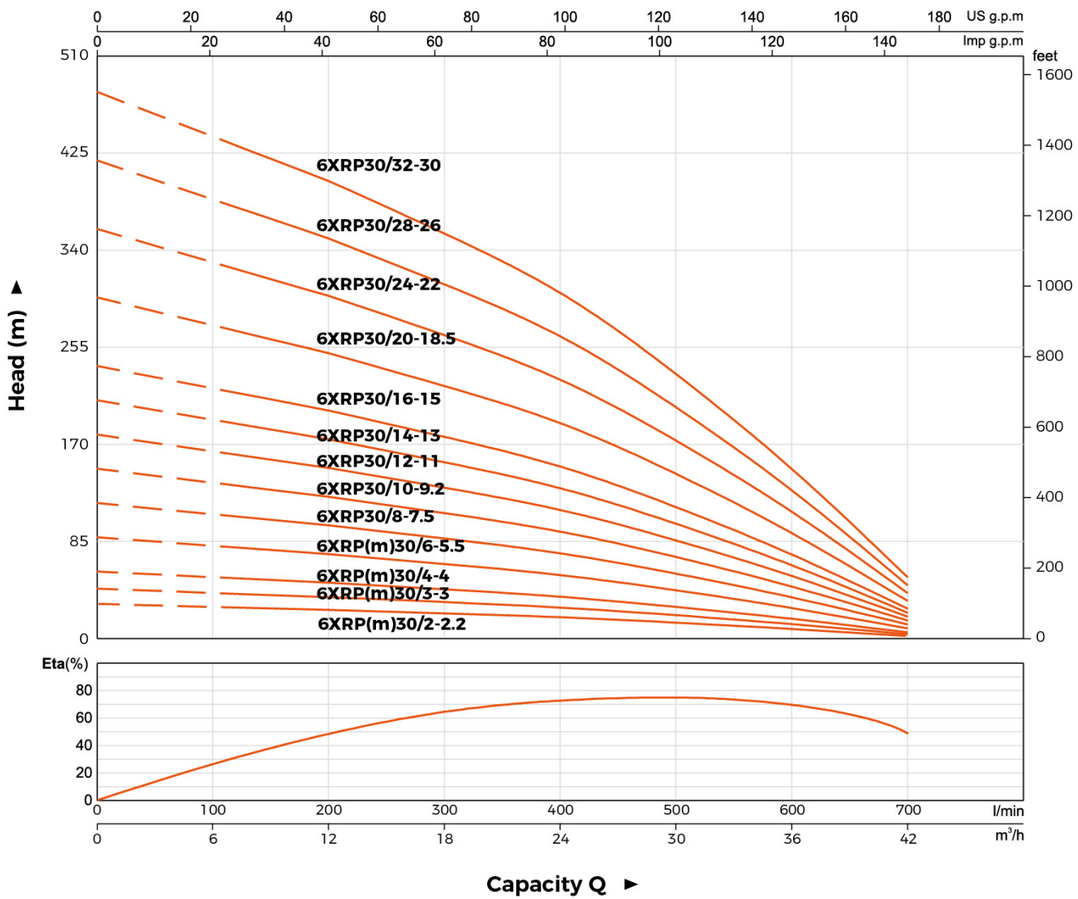

Technical Data

Model		Power		DELIVERY n≈2850 rpm								
1~ 220 - 240V	3~ 380 - 415V	kW	HP	Q(m³/h)	0	6	12	18	24	30	36	42
				Q(l/min)	0	100	200	300	400	500	600	700
6XRPm30/2-2.2	6XRP30/2-2.2	2.2	3	H (m)	30	28	25	22	19	15	9	3
6XRPm30/3-3	6XRP30/3-3	3	4		45	41	38	33	29	22	14	5
6XRPm30/4-4	6XRP30/4-4	4	5.5		60	55	50	45	38	29	19	7
6XRPm30/6-5.5	6XRP30/6-5.5	5.5	7.5		90	83	75	67	57	44	28	10
-	6XRP30/8-7.5	7.5	10		120	110	101	89	76	58	38	14
-	6XRP30/10-9.2	9.2	12.5		150	138	126	111	95	73	47	17
-	6XRP30/12-11	11	15		180	135	151	134	114	87	56	21
-	6XRP30/14-13	13	17.5		210	193	176	156	133	102	66	24
-	6XRP30/16-15	15	20		240	221	201	178	152	117	75	28
-	6XRP30/20-18.5	18.5	25		300	276	251	223	190	146	94	34
-	6XRP30/24-22	22	30		360	331	302	267	228	175	113	41
-	6XRP30/28-26	26	35		420	386	352	312	266	204	131	48
-	6XRP30/32-30	30	40		480	441	402	356	304	233	150	55

6XRP 45

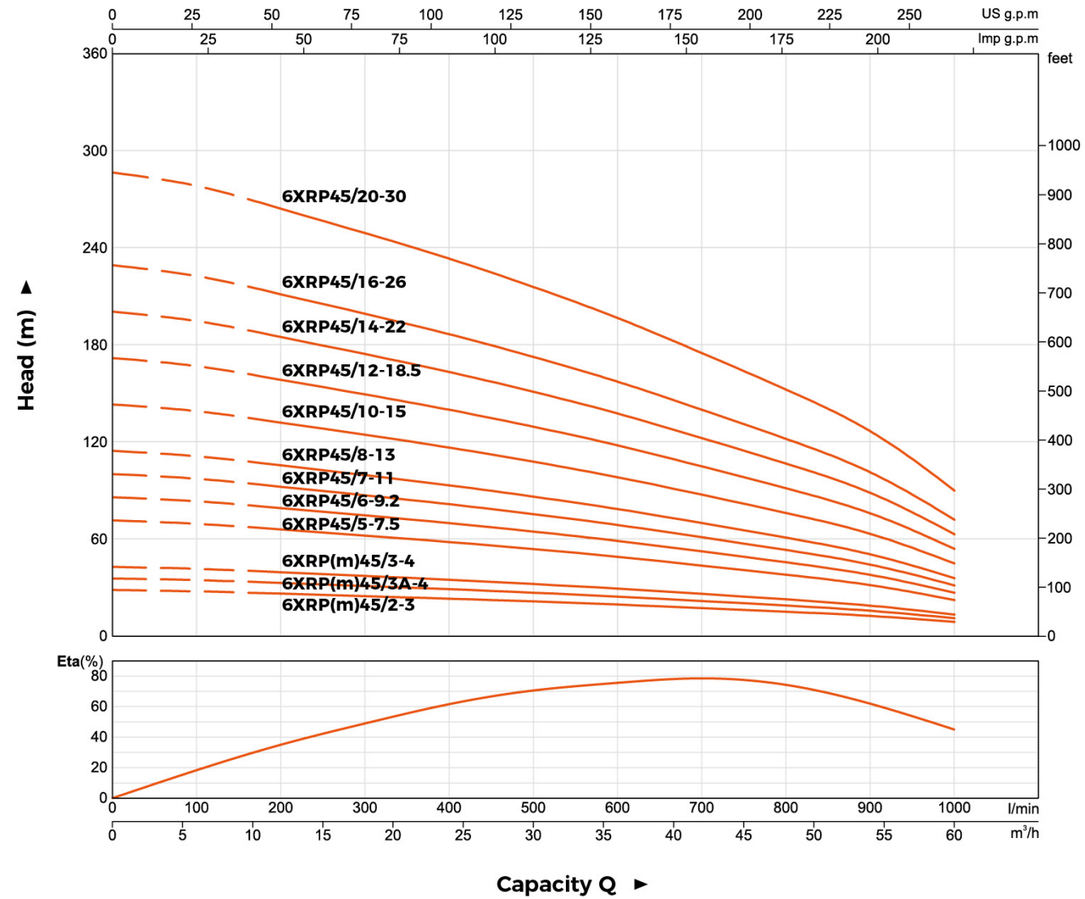

Technical Data

Model		Power		DELIVERY n≈2850 rpm											
1~ 220 - 240V	3~ 380 - 415V	kW	HP	Q(m³/h)	0	6	12	18	24	30	36	42	48	54	60
				Q(l/min)	0	100	200	300	400	500	600	700	800	900	1000
6XRPm45/2-3	6XRP45/2-3	3	4	H (m)	29	28	26	24	22	21	19	17	15	13	9
6XRPm45/3A-4	6XRP45/3A-4	4	5.5		36	35	32	30	28	26	24	22	19	16	11
6XRPm45/3-5.5	6XRP45/3-5.5	5.5	7.5		43	41	39	36	34	31	29	26	23	19	13
-	6XRP45/5-7.5	7.5	10		72	69	65	61	56	52	48	43	38	32	22
-	6XRP45/6-9.2	9.2	12.5		86	83	80	76	70	64	58	51	43	33	22
-	6XRP45/7-11	11	15		100	97	91	85	78	73	68	61	54	44	31
-	6XRP45/8-13	13	17.5		115	111	104	97	89	84	77	69	61	51	36
-	6XRP45/10-15	15	20		143	138	133	126	117	107	97	85	72	54	36
-	6XRP45/12-18.5	18.5	25		172	166	160	151	140	129	116	103	86	65	44
-	6XRP45/14-22	22	30		200	193	186	176	164	150	136	120	101	76	51
-	6XRP45/16-26	26	35		229	221	213	202	187	172	155	137	115	87	58
-	6XRP45/20-30	30	40		286	276	260	243	224	210	194	174	154	126	90

6XRP 60

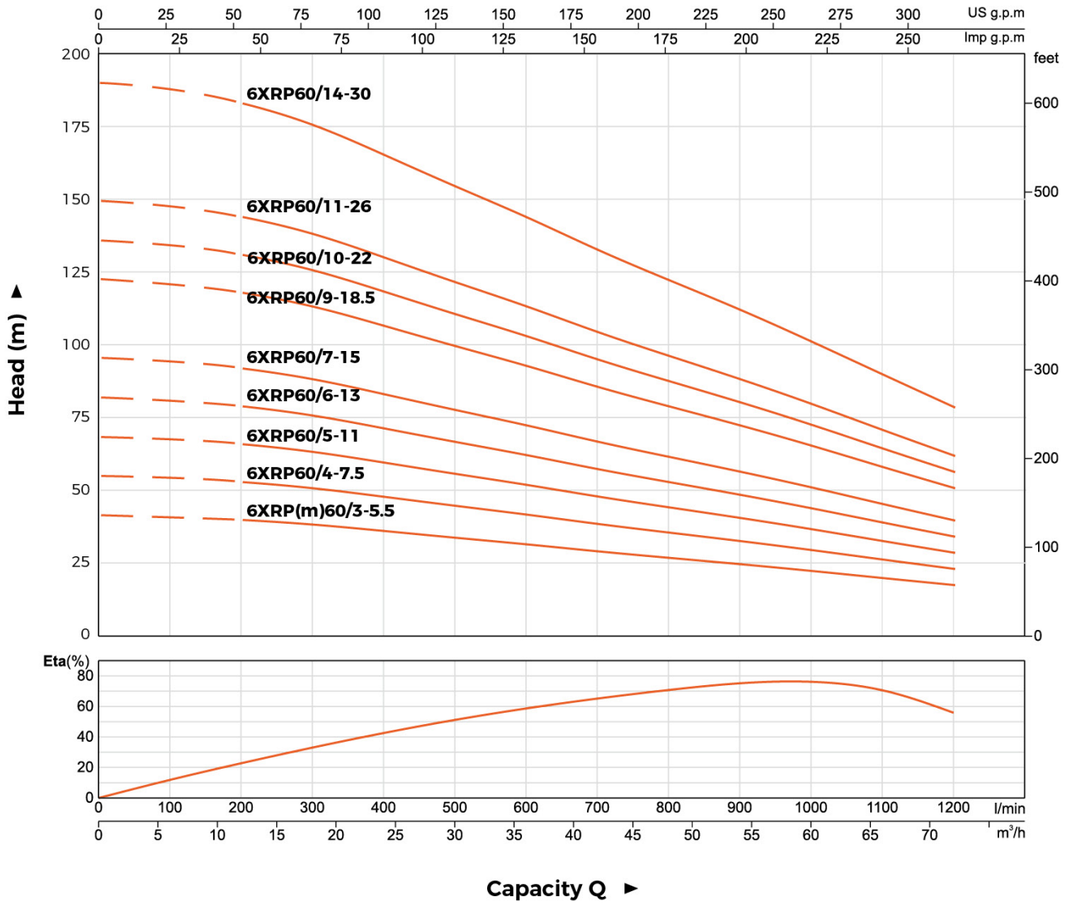

Technical Data

Model		Power		DELIVERY n≈2850 rpm													
1~ 220 - 240V	3~ 380 - 415V	kW	HP	Q(m³/h)	0	6	12	18	24	30	36	42	48	54	60	66	72
				Q(l/min)	0	100	200	300	400	500	600	700	800	900	1000	1100	1200
6XRPm60/3-5.5	6XRP60/3-5.5	5.5	7.5	H (m)	41	40	39	37	35	33	31	28	26	24	22	19	17
-	6XRP60/4-7.5	7.5	10		54	53	52	50	47	44	41	38	34	32	29	26	22
-	6XRP60/5-11	11	15		68	67	65	62	59	55	51	47	43	40	36	32	28
-	6XRP60/6-13	13	17.5		81	80	78	75	70	66	61	57	51	48	43	39	33
-	6XRP60/7-15	15	20		95	93	91	87	82	76	71	66	60	55	50	45	39
-	6XRP60/9-18.5	18.5	25		122	120	117	112	105	98	92	85	77	71	65	58	50
-	6XRP60/10-22	22	30		135	134	130	125	117	109	102	94	86	79	72	64	56
-	6XRP60/11-26	26	35		149	147	143	138	129	120	112	104	94	87	79	71	61
-	6XRP60/14-30	30	40		189	187	182	175	164	153	143	132	120	111	101	90	78

Application

- For water supply from wells or reservoirs
- For domestic use, for civil and industrial applications
- For garden use and irrigation

Operating Conditions

- Maximum fluid temperature up to +40℃
- Maximum sand content: 0.15%
- Maximum immersion: 50 m
- Minimum well diameter: 4"
- Warranty: 2 years

Motor and Pump

- Rewindable motor
- **Single-Phase:** 220 - 240V/50Hz
  ※170-240V wide range of operating voltage, minimum starting voltage 130V
- Capacitance: P2
- Equip with start control box
- Curve tolerance according to ISO 2548
- Enclosures class: IP68
- Insulation class: F

Identification Codes

4 DW P m 750 S

- S — Stainless Steel Connector (omitted for copper connector)
- 750 — Rated Power (W)
- m — Single-Phase Motor
- P — Peripheral Type Impeller
- DW — Submersible Borehole Pump
- 4 — Min.Well Diameter: 4"

Components	Material
Dellvery casing	AISI201SS
Suction connector	AISI201SS
Diffuser	AISI201SS
Impeller	Cast-Cu ASTM280
Strainer	AISI304SS
Motor external casing	AISI304SS
Top chock	Cast iron
Bottom support	AISI304SS
Mechanical seal	Graphite-Ceramic
Motor shaft	AISI304SS-C1045
Seal lubricant oil	10# Food Grade Mechanical White Oil

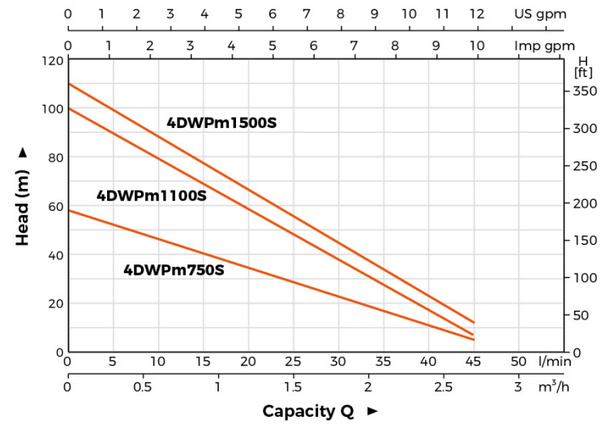

Technical Data

Model	Power		DELIVERY n≈2850 rpm										
	kW	HP	Q(m³/h)	0	0.3	0.6	0.9	1.2	1.5	1.8	2.1	2.4	2.7
			Q(l/min)	0	5	10	15	20	25	30	35	40	45
4DWPm750S	0.75	1	H (m)	58	52	46	40	34	28	22	16	10	5
4DWPm1100S	1.1	1.5		100	89	79	69	59	48	38	28	17	7
4DWPm1500S	1.5	2		110	99	88	78	67	56	45	34	23	12

5DW
Submersible Borehole Pump

Single phase

Application
- For water supply from wells or reservoirs
- For domestic use, for civil and industrial applications
- For garden use and irrigation

Operating conditions
- Maximum fluid temperature up to +40℃
- Maximum sand content: 0.15%
- Maximum immersion: 50 m
- Minimum well diameter: 5"
- Warranty: 2 years

Motor and Pump
- Rewindable motor
- **Single-Phase:** 220 - 240V/50Hz
  ※170-240V wide range of operating voltage, minimum starting voltage 130V
- Capacitance: P2
- Cable length:10 m
- Insulation class: F
- Protection class: IP68
- Equip with start control box and float switch (As standard)
- Curve tolerance according to ISO 9906
- Standard: Built-in capacitors
- Optional: External capacitors

Identification Codes

5 DW m 4 / 3 - 0.55 P

- P: Plastic Impeller
- 0.55: Rated Power (KW)
- 3: Impeller Stage
- 4: Rated Flow (m^3/h)
- m: Single-Phase Motor
- DW: Submersible Borehole Pump
- 5: Min. Well Diameter: 5"

No.	Components	Material
1	Delivery casing	AISI304
2	O-ring	NBR
3	Upper bearing bracket	PPO
4	Iron bearing seat	HT250
5	O-ring	NBR
6	Rotor	
7	Motor external casing	AISI201
8	Pump external casing	AISI304
9	Shaft retaining ring	65Mn
10	Bearing 6204	
11	O-ring	NBR
12	Iron lower bearing seat	HT250
13	Oil cylinder cover	AISI304
14	O-ring	NBR
15	Mechanical seal	Graphite/Ceramics
16	volute	PPO
17	Impeller	PPO
18	volute	PPO
19	O-ring	NBR
20	Support seat assembly	
21	Rubber bearing	
22	Shaft sleeve	AISI304
23	Bottom support	AISI304

No.	Components	Material
24	Cable	
25	Cable clamp	AISI201
26	O-ring	NBR
27	Corrugated washer	65Mn
28	Bearing 6203	
29	coil	
30	Oil screw	AISI304
31	O-ring	NBR
32	Static ring clamp	AISI430
33	Screws	
34	Cylinder baffle	AISI430
35	Mechanical seal	Graphite/Ceramics
36	Lower bearing bracket	PPO
37	Gasket	AISI304
38	Shaft retaining ring	65Mn
39	Gasket	AISI304
40	Outer hexagon bolt	AISI304
41	Flat pad + Spring pad	AISI304
42	Barrel top cover	HT250
43	Capacitor	
44	O-ring	NBR
45	Outlet sheath	Rubber

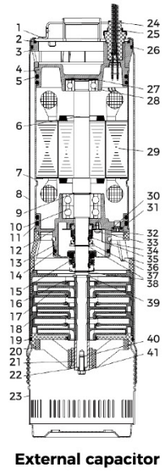

External capacitor

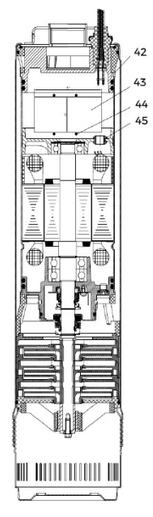

Built-in capacitor

Hydraulic Performance Curves

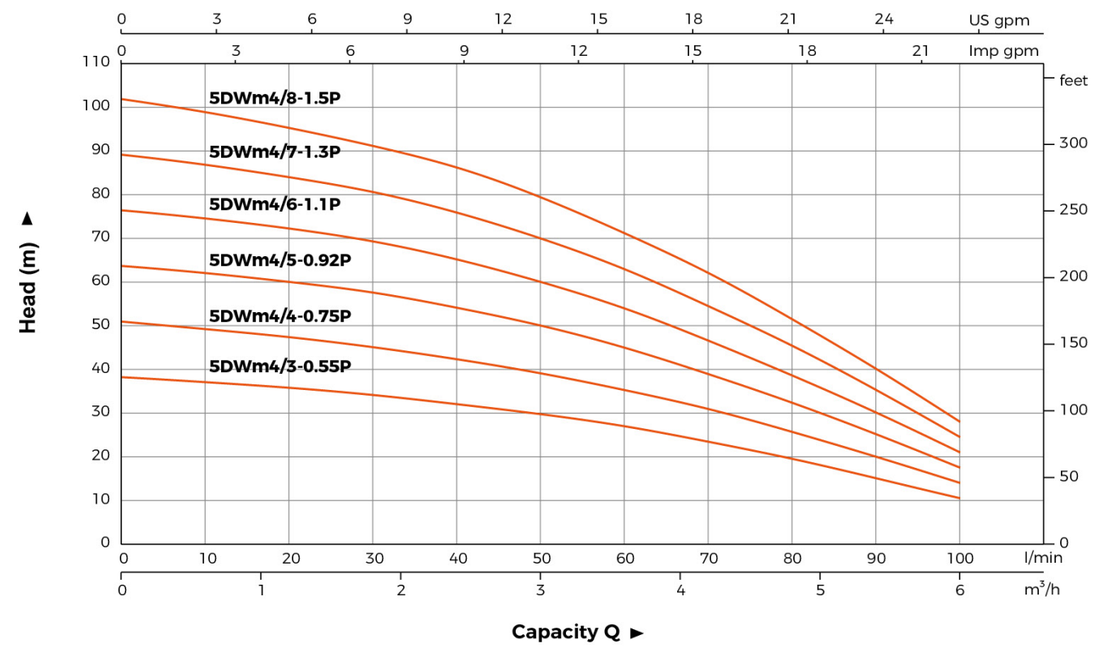

Technical Data

Model	Power		DELIVERY n≈2850 rpm											
	kW	HP	Q(m^3/h)	0	0.6	1.2	1.8	2.4	3.0	3.6	4.2	4.8	5.4	6.0
			Q(l/min)	0	10	20	30	40	50	60	70	80	90	100
5DWm4/3-0.55P	0.55	0.75	H (m)	38	37	36	35	33	30	27	23	19	15	11
5DWm4/4-0.75P	0.75	1		51	50	49	47	44	41	36	31	25	20	14
5DWm4/5-0.92P	0.92	1.25		64	62	61	59	55	51	45	39	31	25	18
5DWm4/6-1.1P	1.1	1.5		77	74	73	71	66	61	54	46	37	30	21
5DWm4/7-1.3P	1.3	1.75		89	87	85	82	77	71	63	54	44	35	25
5DWm4/8-1.5P	1.5	2		102	99	97	94	88	81	72	62	50	40	28

Dimension

Model	ΦD (mm)	DN	H(mm)	Weight N.W(kg)
5DWm4/3-0.55P	Φ130	$1^1/_4$"	499	13.1
5DWm4/4-0.75P	Φ130	$1^1/_4$"	538	15
5DWm4/5-0.92P	Φ130	$1^1/_4$"	577	17.5
5DWm4/6-1.1P	Φ130	$1^1/_4$"	616	19.5
5DWm4/7-1.3P	Φ130	$1^1/_4$"	655	21.8
5DWm4/8-1.5P	Φ130	$1^1/_4$"	694	24

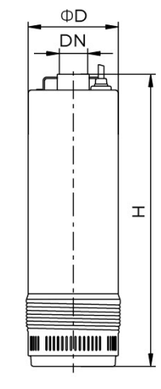

5DW
Submersible Borehole Pump

Stainless steel impeller

Application

- For water supply from wells or reservoirs
- For domestic use, for civil and industrial applications
- For garden use and irrigation

Operating Conditions

- Maximum fluid temperature up to +35℃
- Minimum immersion: 100 mm
- Maximum immersion: 20 m
- Minimum well diameter: 5"

Motor and Pump

- Rewindable motor
- **Single phase:** 230V±10%/50Hz
- **Three phase:** 230V±10%/50Hz
  400V±10%/50Hz
- Cable length: 10 m
- Insulation class: F
- Protection class: IP68
- Standard: Built-in capacitors
  Optional: External capacitors

Identification Codes

5 DW (m) 2 / 3 - 0.55

- 0.55 — Rated Power (kW)
- 3 — Impeller Stage
- 2 — Rated Flow (m^3/h)
- (m) — Single-Phase Motor
- DW — Submersible Borehole Pump
- 5 — Min.Well Diameter: 5"

No.	Components	Material
5	Upper cover	Cast Cu (Standard) AISI304 Optional
7	Bearing house	
10	Seal bracket	AISI304
11	Motor casing	AISI304
12	Outer casing	AISI304
13	Pump casing	AISI304
14	Impeller	AISI304
15	Diffuser	AISI304
17	Suction interconnector	AISI304
25	Strainer	AISI304
27	Stator	/
28	Rotor	/
31a,b	Bearing	/
34a	Mechenical Seal	Carbon/Ceramic
34b	Mechenical Seal	Sic/Sic
36a,b,c	O-ring	NBR
38	Shaft sleeve	AISI304
40	Clamp ring	Cast Cu
41a	Shim	AISI304
41b	Pressing block	AISI304
47	Cable	H07RN-F

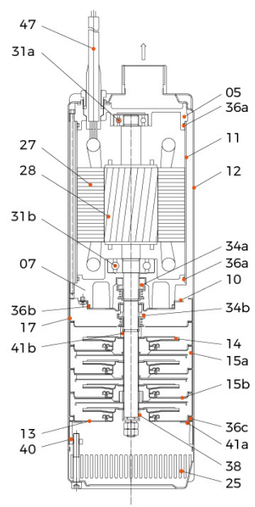

Hydraulic Performance Curves

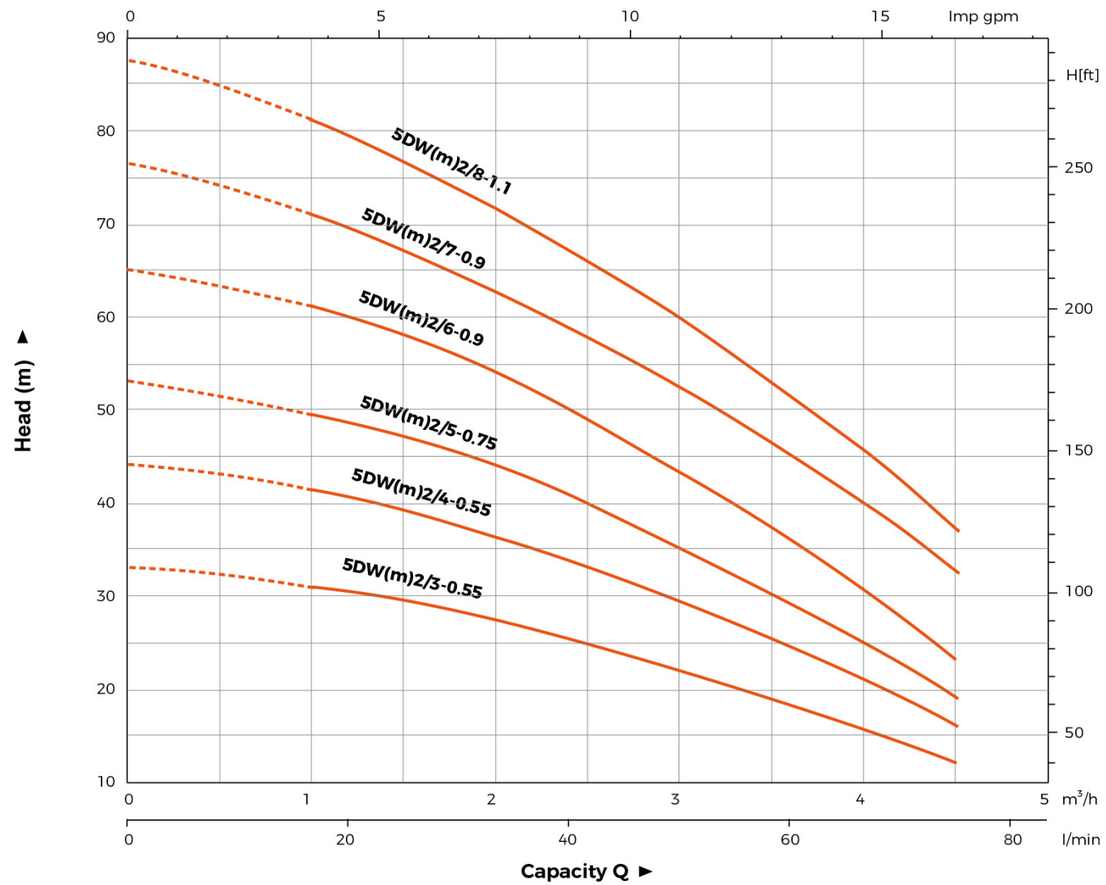

Technical Data

Model			Power		DELIVERY n≈2850 rpm									
1~	3~		kW	HP	Q(m^3/h)	0	1.0	1.5	2.0	2.5	3.0	3.5	4.0	4.5
230V	230V	400V			Q(l/min)	0	16.6	25	33.3	41.6	50	58.3	66.6	75
5DWm2/3-0.55	5DW2/3-0.55		0.55	0.75	H (m)	33	31	29.5	27.5	25	22	19	16	12
5DWm2/4-0.55	5DW2/4-0.55		0.55	0.75		44	41.5	39.5	36.5	33.5	29.5	25.5	21	16
5DWm2/5-0.75	5DW2/5-0.75		0.75	1		53	49.5	47	44	40	35	30	25	19
5DWm2/6-0.9	5DW2/6-0.9		0.9	1.2		65	61	58	54	49	43	37	30.5	23
5DWm2/7-0.9	5DW2/7-0.9		0.9	1.2		76.5	71	67.5	62.5	57.5	52.5	46	40	32.5
5DWm2/8-1.1	5DW2/8-1.1		1.1	1.5		87.5	81	77	71.5	66	60	52.5	46	37

Hydraulic Performance Curves

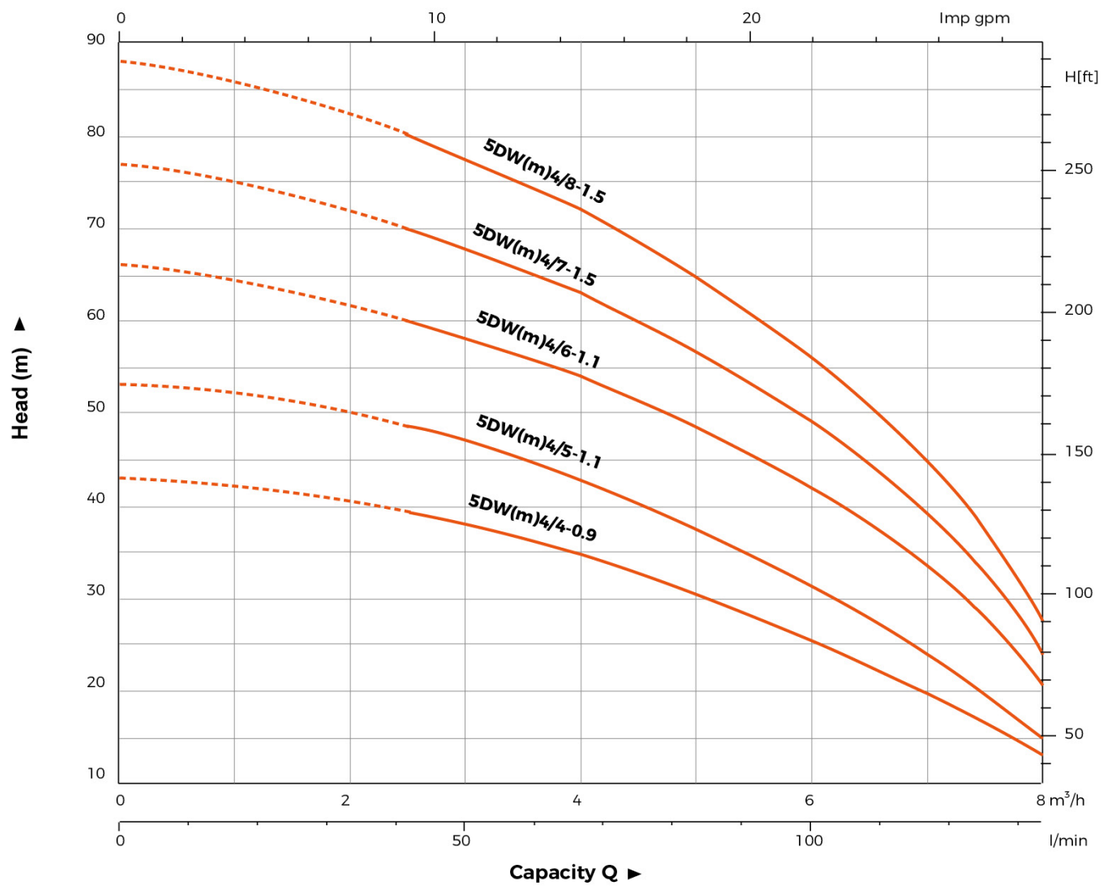

Technical Data

Model			Power		DELIVERY n≈2850 rpm										
1~	3~		kW	HP	Q(m³/h)	0	2.5	3.0	3.5	4.0	4.5	5.0	6.0	7.0	8.0
230V	230V	400V			Q(l/min)	0	41.6	50	58.3	66.6	75	83.3	100	116	133
5DWm4/4-0.9	5DW4/4-0.9		0.9	1.2	H (m)	43	39	38	36.5	35	33	30	25.5	19.5	13
5DWm4/5-1.1	5DW4/5-1.1		1.1	1.5		53	48	46.5	45	43	40	37.5	32	24	15
5DWm4/6-1.1	5DW4/6-1.1		1.1	1.5		66	60	58	56	54	51.5	49	42	34	20.5
5DWm4/7-1.5	5DW4/7-1.5		1.5	2		77	70	68	65.5	63	60	57	49	39.5	24
5DWm4/8-1.5	5DW4/8-1.5		1.5	2		88	80	77.5	75	72	68.5	65	56	45	27.5

Hydraulic Performance Curves

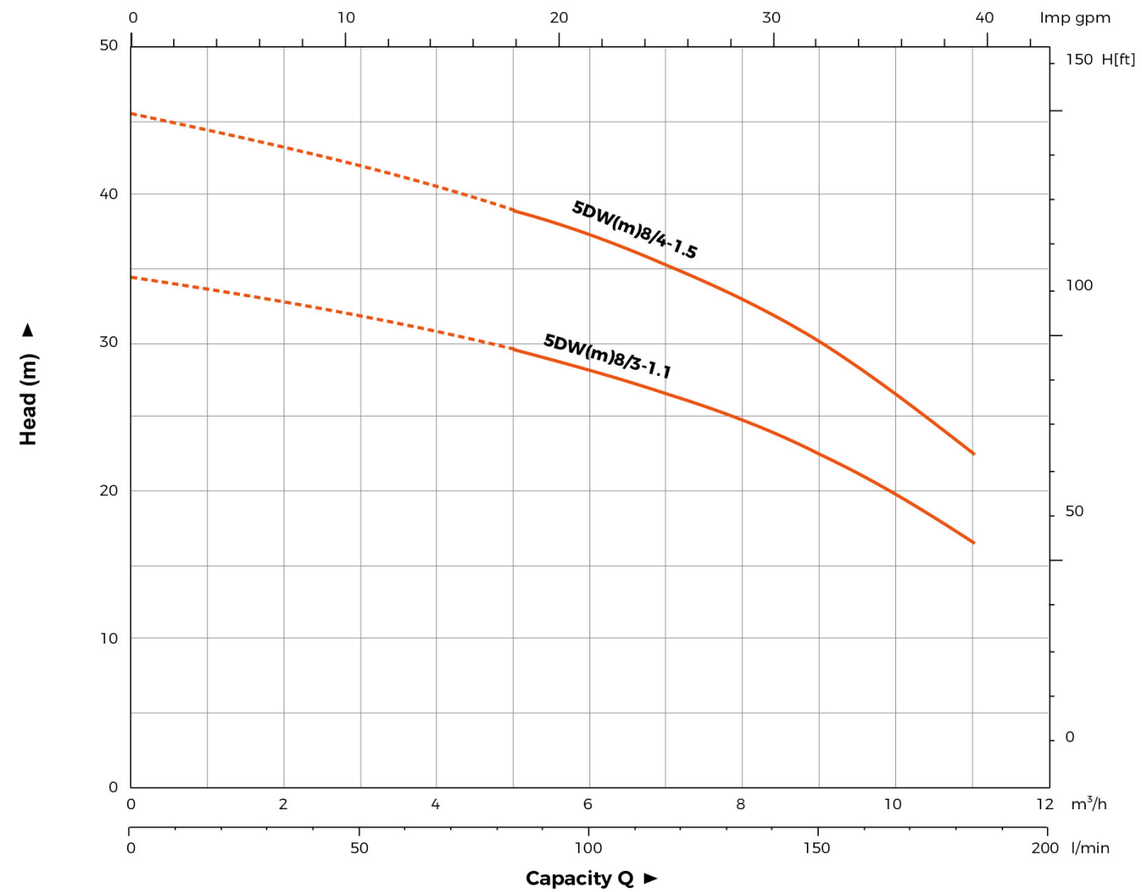

Technical Data

Model			Power		DELIVERY n≈2850 rpm							
1~	3~		kW	HP	Q(m³/h)	0	5	6	7	8	9	10	11
230V	230V	400V			Q(l/min)	0	83.3	100	116	133	150	166	183
5DWm8/3-1.1	5DW8/3-1.1		1.1	1.5	H (m)	34.5	29.5	28	26.5	24.5	22.5	20	16.5
5DWm8/4-1.5	5DW8/4-1.5		1.5	2		45.5	39	37	35	32.5	30	26.5	22.5

5DW
Submersible Borehole Pump

Dimension

Model			ΦD (mm)	DN	Dimension(mm)		Weight(kg)			
1~	3~									
230V	230V	400V			H(s)	H(T)	N.W(s)	N.W(T)	G.W(s)	G.W(T)
5DWm2/3-0.55	5DW2/3-0.55		Φ128	1 1/4"	409	409	14	12.4	14.8	13
5DWm2/4-0.55	5DW2/4-0.55		Φ128	1 1/4"	433	433	14.5	12.8	15.4	13.5
5DWm2/5-0.75	5DW2/5-0.75		Φ128	1 1/4"	481	457	16.8	14.7	17.8	15.4
5DWm2/6-0.9	5DW2/6-0.9		Φ128	1 1/4"	517	493	18.1	16	19.2	16.8
5DWm2/7-0.9	5DW2/7-0.9		Φ128	1 1/4"	541	517	18.6	16.5	19.8	17.4
5DWm2/8-1.1	5DW2/8-1.1		Φ128	1 1/4"	577	553	20	17.8	21.3	18.7
5DWm4/4-0.9	5DW4/4-0.9		Φ128	1 1/4"	469	445	17	15	18.2	15.7
5DWm4/5-1.1	5DW4/5-1.1		Φ128	1 1/4"	505	481	18.5	16.3	19.6	17
5DWm4/6-1.1	5DW4/6-1.1		Φ128	1 1/4"	529	505	19	16.8	20.2	17.6
5DWm4/7-1.5	5DW4/7-1.5		Φ128	1 1/4"	589	553	22.6	18.9	23.9	19.8
5DWm4/8-1.5	5DW4/8-1.5		Φ128	1 1/4"	613	577	23.1	19.4	24.5	20.2
5DWm8/3-1.1	5DW8/3-1.1		Φ128	1 1/4"	475	451	18.5	15.8	19.6	16.5
5DWm8/4-1.5	5DW8/4-1.5		Φ128	1 1/4"	541	505	21.5	16.6	22.7	17.4

Stainless steel impeller+External capacitors

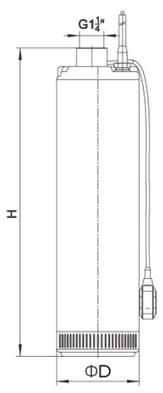

Model			ΦD (mm)	DN	Dimension(mm)		Weight(kg)			
1~	3~									
230V	230V	400V			H(s)	H(T)	N.W(s)	N.W(T)	G.W(s)	G.W(T)
5DWm2/3-0.55	5DW2/3-0.55		Φ128	1 1/4"	433	409	13.9	12.6	14.5	13.2
5DWm2/4-0.55	5DW2/4-0.55		Φ128	1 1/4"	457	433	14.4	13	15.1	13.7
5DWm2/5-0.75	5DW2/5-0.75		Φ128	1 1/4"	505	457	16.3	14.9	17	15.6
5DWm2/6-0.9	5DW2/6-0.9		Φ128	1 1/4"	541	493	17.9	16.2	18.7	17
5DWm2/7-0.9	5DW2/7-0.9		Φ128	1 1/4"	565	517	18.4	16.7	19.3	17.6
5DWm2/8-1.1	5DW2/8-1.1		Φ128	1 1/4"	601	553	19.7	18	20.6	18.9
5DWm4/4-0.9	5DW4/4-0.9		Φ128	1 1/4"	493	445	16.8	15.2	17.5	15.9
5DWm4/5-1.1	5DW4/5-1.1		Φ128	1 1/4"	529	481	18.2	16.5	18.9	17.2
5DWm4/6-1.1	5DW4/6-1.1		Φ128	1 1/4"	553	505	18.7	17	19.5	17.8
5DWm4/7-1.5	5DW4/7-1.5		Φ128	1 1/4"	613	553	21.6	19.1	22.5	21
5DWm4/8-1.5	5DW4/8-1.5		Φ128	1 1/4"	637	577	22.1	19.6	22.9	20.4
5DWm8/3-1.1	5DW8/3-1.1		Φ128	1 1/4"	499	451	17.7	16	18.5	16.7
5DWm8/4-1.5	5DW8/4-1.5		Φ128	1 1/4"	565	505	19.3	16.8	20.1	17.6

Stainless steel impeller + Built-in capacitors

XR
Submersible Borehole Pump

2XR 1

Model	DN		Dimension(mm)			Weight(kg)		
	Standard	Optional	P	M(s)	T(s)	P	M(s)	T(s)
2XRm1/26-0.18	1/2"	3/4"	746	361	1107	2.2	3.8	6.0
2XRm1/32-0.25	1/2"	3/4"	903	401	1304	2.4	4.0	6.4
2XRm1/38-0.37	1/2"	3/4"	1039	426	1465	2.5	4.3	6.8

* S = Single phase

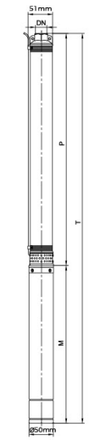

2.5XR 2

Model	DN	Dimension(mm)			Weight(kg)		
		P	M(s)	T(s)	P	M(s)	T(s)
2.5XRm2/10-0.18	1"	437	279	716	1.3	6.9	8.2
2.5XRm2/14-0.25	1"	565	304	869	1.8	7.6	9.4
2.5XRm2/20-0.37	1"	725	339	1064	2.5	8.2	10.7
2.5XRm2/26-0.55	1"	885	389	1274	3.3	8.9	12.2
2.5XRm2/32-0.75	1"	1066	438	1504	4.1	9.6	13.7

* S = Single phase

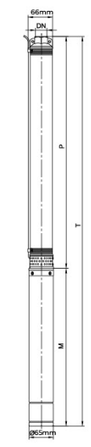

3XR 2

Model		DN		Dimension(mm)					Weight(kg)				
1~ 220 - 240V	3~ 380 - 415V	Standard	Optional	P	M(s)	M(T)	T(s)	T(T)	P	M(s)	M(T)	T(s)	T(T)
3XRm2/8-0.18	-	1"	1¼"/1½"	378	280	-	658	-	1.7	4.0	-	5.7	-
3XRm2/11-0.25	-	1"	1¼"/1½"	447	300	-	747	-	2.0	4.5	-	6.5	-
3XRm2/15-0.37	-	1"	1¼"/1½"	539	330	-	869	-	2.3	5.4	-	7.7	-
3XRm2/21-0.55	3XR2/21-0.55	1"	1¼"/1½"	701	370	383	1071	1084	3.3	6.6	5.6	9.9	8.9
3XRm2/27-0.75	3XR2/27-0.75	1"	1¼"/1½"	839	410	423	1249	1262	3.8	7.6	6.8	11.4	10.6
3XRm2/39-1.1	3XR2/39-1.1	1"	1¼"/1½"	1116	508	503	1624	1619	5.3	10.0	8.9	15.3	13.9
3XRm2/46-1.5	3XR2/46-1.5	1"	1¼"/1½"	1324	535	538	1859	1862	6.1	11.3	9.8	17.4	15.9

* S = Single phase * T = Three phase

3XR 3

Model		DN		Dimension(mm)					Weight(kg)				
1~ 220 - 240V	3~ 380 - 415V	Standard	Optional	P	M(s)	M(T)	T(s)	T(T)	P	M(s)	M(T)	T(s)	T(T)
3XRm3/6-0.18	-	1"	1¼"/1½"	350	333	-	683	-	1.6	4.2	-	5.8	-
3XRm3/8-0.25	-	1"	1¼"/1½"	402	300	-	702	-	1.9	4.5	-	6.4	-
3XRm3/11-0.37	-	1"	1¼"/1½"	480	330	-	810	-	2.2	5.4	-	7.6	-
3XRm3/16-0.55	3XR3/16-0.55	1"	1¼"/1½"	634	370	383	1004	1016	2.8	6.6	5.6	9.4	8.4
3XRm3/21-0.75	3XR3/21-0.75	1"	1¼"/1½"	764	410	423	1174	1186	3.4	7.6	6.8	11	10.2
3XRm3/31-1.1	3XR3/31-1.1	1"	1¼"/1½"	1048	485	503	1533	1550	4.6	10.0	8.9	14.6	13.5
3XRm3/37-1.5	3XR3/37-1.5	1"	1¼"/1½"	1204	535	538	1739	1741	5.2	11.3	9.8	16.5	15

* S = Single phase * T = Three phase

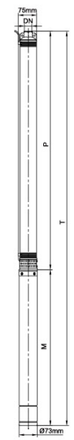

3XR 4

Model		DN		Dimension(mm)					Weight(kg)				
1~ 220 - 240V	3~ 380 - 415V	Standard	Optional	P	M(s)	M(T)	T(s)	T(T)	P	M(s)	M(T)	T(s)	T(T)
3XRm4/6-0.25	-	1¼"	1"/1½"	382	300	-	682	-	1.5	4.5	-	6	-
3XRm4/9-0.37	-	1¼"	1"/1½"	477	330	-	807	-	2.0	5.4	-	7.4	-
3XRm4/13-0.55	3XR4/13-0.55	1¼"	1"/1½"	627	392	383	1019	1009	2.6	6.8	5.6	9.4	8.2
3XRm4/17-0.75	3XR4/17-0.75	1¼"	1"/1½"	753	432	423	1185	1175	3.2	7.8	6.8	11	10
3XRm4/25-1.1	3XR4/25-1.1	1¼"	1"/1½"	1029	507	503	1536	1531	4.3	9.8	8.9	14.1	13.2
3XRm4/30-1.5	3XR4/30-1.5	1¼"	1"/1½"	1187	557	538	1744	1724	5.0	11.1	9.8	16.1	14.8

* S = Single phase * T = Three phase

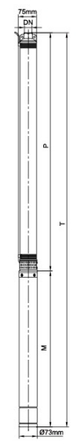

3XR 6

Model		DN		Dimension(mm)					Weight(kg)				
1~ 220 - 240V	3~ 380 - 415V	Standard	Optional	P	M(s)	M(T)	T(s)	T(T)	P	M(s)	M(T)	T(s)	T(T)
3XRm6/5-0.25	-	1¼"	1½"	379	353	-	732	-	1.5	4.7	-	6.2	-
3XRm6/7-0.37	-	1¼"	1½"	453	383	-	836	-	1.8	5.6	-	7.4	-
3XRm6/10-0.55	3XR6/10-0.55	1¼"	1½"	564	423	383	987	946	2.3	6.8	5.6	9.1	7.9
3XRm6/13-0.75	3XR6/13-0.75	1¼"	1½"	699	463	423	1162	1121	2.6	7.8	6.8	10.4	9.4
3XRm6/19-1.1	3XR6/19-1.1	1¼"	1½"	921	538	503	1459	1423	3.5	9.8	8.9	13.3	12.4
3XRm6/23-1.5	3XR6/23-1.5	1¼"	1½"	1093	588	538	1681	1630	4.1	11.1	9.8	15.2	13.9

* S = Single phase * T = Three phase

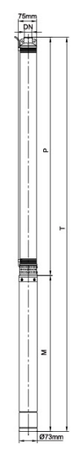

3.5XR 2

Model		DN		Dimension(mm)					Weight(kg)				
1~ 220 - 240V	3~ 380 - 415V	Standard	Optional	P	M(s)	M(T)	T(s)	T(T)	P	M(s)	M(T)	T(s)	T(T)
3.5XRm2/5-0.18	-	1¼"	1½"	325	320	-	645	-	2.0	5.1	-	7.1	-
3.5XRm2/7-0.25	-	1¼"	1½"	372	288	-	660	-	2.4	5.6	-	8.0	-
3.5XRm2/10-0.37	-	1¼"	1½"	443	308	-	751	-	2.8	6.3	-	9.1	-
3.5XRm2/14-0.55	3.5XR2/14-0.55	1¼"	1½"	537	328	303	865	840	3.3	7.1	6.0	10.4	9.3
3.5XRm2/18-0.75	3.5XR2/18-0.75	1¼"	1½"	657	358	328	1015	985	3.8	8.4	7.1	12.2	10.9
3.5XRm2/26-1.1	3.5XR2/26-1.1	1¼"	1½"	846	418	388	1264	1234	4.8	10.7	9.5	15.5	14.3
3.5XRm2/34-1.5	3.5XR2/34-1.5	1¼"	1½"	1060	478	448	1538	1508	6.5	13	11.6	19.5	18.1

* S = Single phase * T = Three phase

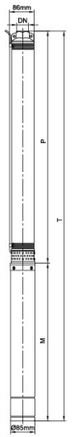

3.5XR 3

Model		DN		Dimension(mm)					Weight(kg)				
1~ 220 - 240V	3~ 380 - 415V	Standard	Optional	P	M(s)	M(T)	T(s)	T(T)	P	M(s)	M(T)	T(s)	T(T)
3.5XRm3/6-0.25	-	1¼"	1½"	364	288	-	652	-	2.1	5.4	-	7.5	-
3.5XRm3/8-0.37	-	1¼"	1½"	416	308	-	724	-	2.4	6.0	-	8.4	-
3.5XRm3/11-0.55	3.5XR3/11-0.55	1¼"	1½"	496	328	303	824	799	2.9	6.7	6.0	9.6	8.9
3.5XRm3/14-0.75	3.5XR3/14-0.75	1¼"	1½"	575	358	328	933	903	3.3	7.7	7.1	11	10.4
3.5XRm3/20-1.1	3.5XR3/20-1.1	1¼"	1½"	758	418	388	1176	1146	4.4	9.6	9.5	14	13.9
3.5XRm3/26-1.5	3.5XR3/26-1.5	1¼"	1½"	915	478	448	1393	1363	5.3	11.6	11.6	16.9	16.9

* S = Single phase * T = Three phase

3.5XR 5

Model		DN		Dimension(mm)					Weight(kg)				
1~ 220 - 240V	3~ 380 - 415V	Standard	Optional	P	M(s)	M(T)	T(s)	T(T)	P	M(s)	M(T)	T(s)	T(T)
3.5XRm5/6-0.37	-	1¼"	1½"	405	308	-	713	-	2.8	6.3	-	9.1	-
3.5XRm5/8-0.55	3.5XR5/8-0.55	1¼"	1½"	471	328	303	799	774	3.2	7.1	6.0	10.3	9.2
3.5XRm5/10-0.75	3.5XR5/10-0.75	1¼"	1½"	538	358	328	896	866	3.6	8.4	7.1	12.0	10.7
3.5XRm5/14-1.1	3.5XR5/14-1.1	1¼"	1½"	696	418	388	1114	1117	4.4	10.7	9.5	15.1	13.9
3.5XRm5/18-1.5	3.5XR5/18-1.5	1¼"	1½"	828	478	448	1306	1276	5.2	13.0	11.6	18.2	16.8

* S = Single phase * T = Three phase

3.5XR 7

Model		DN		Dimension(mm)					Weight(kg)				
1~ 220 - 240V	3~ 380 - 415V	Standard	Optional	P	M(s)	M(T)	T(s)	T(T)	P	M(s)	M(T)	T(s)	T(T)
3.5XRm7/6-0.55	3.5XR7/6-0.55	1¼"	1½"	406	328	303	734	709	2.1	7.1	6.0	9.2	8.1
3.5XRm7/14-1.5	3.5XR7/14-1.5	1¼"	1½"	696	478	448	1174	1144	5.0	13.0	11.6	18.0	16.6

* S = Single phase * T = Three phase

4XR 2

Model		DN		Dimension(mm)					Weight(kg)				
1~ 220 - 240V	3~ 380 - 415V	Standard	Optional	P	M(s)	M(T)	T(s)	T(T)	P	M(s)	M(T)	T(s)	T(T)
4XRm2/7-0.25	-	1¼"	1"/1½"	396	289	-	685	-	3.2	5.9	-	9.1	-
4XRm2/9-0.37	-	1¼"	1"/1½"	444	309	-	753	-	3.6	6.8	-	10.4	-
4XRm2/12-0.55	4XR2/12-0.55	1¼"	1"/1½"	518	366	309	884	827	4.1	8.3	6.8	12.4	10.9
4XRm2/15-0.75	4XR2/15-0.75	1¼"	1"/1½"	591	349	329	940	920	4.7	8.5	7.9	13.2	12.6
4XRm2/21-1.1	4XR2/21-1.1	1¼"	1"/1½"	768	399	369	1167	1137	6.6	10.9	9.8	17.5	16.4
4XRm2/28-1.5	4XR2/28-1.5	1¼"	1"/1½"	938	459	414	1397	1352	7.4	13.9	11.5	21.3	18.9
4XRm2/37-2.2	4XR2/37-2.2	1¼"	1"/1½"	1188	514	474	1702	1662	9.3	16.4	14.4	25.7	23.7
4XRm2/47-3	4XR2/47-3	1¼"	1"/1½"	1431	682	579	2113	2010	11.2	21.5	19.8	32.7	31.0
-	4XR2/58-4	1¼"	1"/1½"	1730	-	695	-	2425	11.8	-	23.0	-	34.8

* S = Single phase * T = Three phase

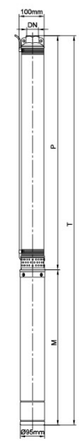

4XR 3

Model		DN		Dimension(mm)					Weight(kg)				
1~ 220 - 240V	3~ 380 - 415V	Standard	Optional	P	M(s)	M(T)	T(s)	T(T)	P	M(s)	M(T)	T(s)	T(T)
4XRm3/5-0.25	-	1¼"	1½"/2"	354	289	-	643	-	2.9	5.9	-	8.8	-
4XRm3/7-0.37	-	1¼"	1½"/2"	405	309	-	714	-	3.3	6.8	-	10.1	-
4XRm3/10-0.55	4XR3/10-0.55	1¼"	1½"/2"	482	366	309	848	791	3.8	8.3	6.8	12.1	10.6
4XRm3/12-0.75	4XR3/12-0.75	1¼"	1½"/2"	533	389	369	922	902	4.1	9.3	8.5	13.4	12.6
4XRm3/17-1.1	4XR3/17-1.1	1¼"	1½"/2"	661	399	369	1060	1030	4.8	10.9	9.8	15.7	14.6
4XRm3/22-1.5	4XR3/22-1.5	1¼"	1½"/2"	821	459	414	1280	1235	6.4	13.9	11.5	20.3	17.9
4XRm3/30-2.2	4XR3/30-2.2	1¼"	1½"/2"	1080	460	420	1540	1500	8.4	16.4	14.4	24.8	22.8
4XRm3/40-3	4XR3/40-3	1¼"	1½"/2"	1341	682	535	2023	1876	10.6	21.5	19.8	32.1	30.4
-	4XR3/50-4	1¼"	1½"/2"	1691	-	695	-	2386	13.0	-	23.0	-	36.0

* S = Single phase * T = Three phase

4XR 4

Model		DN		Dimension(mm)					Weight(kg)				
1~ 220 - 240V	3~ 380 - 415V	Standard	Optional	P	M(s)	M(T)	T(s)	T(T)	P	M(s)	M(T)	T(s)	T(T)
4XRm4/6-0.37	-	1¼"	1½"/2"	394	309	-	703	-	2.9	6.8	-	9.7	-
4XRm4/8-0.55	4XR4/8-0.55	1¼"	1½"/2"	450	366	309	816	759	3.9	8.3	6.8	12.2	10.7
4XRm4/10-0.75	4XR4/10-0.75	1¼"	1½"/2"	507	349	329	856	836	4.9	8.5	7.9	13.4	12.8
4XRm4/14-1.1	4XR4/14-1.1	1¼"	1½"/2"	619	399	369	1018	988	6.9	10.9	9.8	16.8	16.7
4XRm4/18-1.5	4XR4/18-1.5	1¼"	1½"/2"	763	459	414	1222	1177	8.9	13.9	11.5	20.8	20.4
4XRm4/24-2.2	4XR4/24-2.2	1¼"	1½"/2"	932	514	474	1446	1406	10.9	16.4	14.4	24.3	25.3
4XRm4/32-3	4XR4/32-3	1¼"	1½"/2"	1220	682	579	1902	1799	12.9	21.5	19.8	34.4	32.7
-	4XR4/40-4	1¼"	1½"/2"	1485	-	695	-	2180	11.3	-	23.0	-	34.3
-	4XR4/50-5.5	1¼"	1½"/2"	1776	-	773	-	2549	15.9	-	28.0	-	43.9

* S = Single phase * T = Three phase

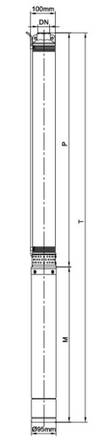

4XR 6

Model		DN		Dimension(mm)					Weight(kg)				
1~ 220 - 240V	3~ 380 - 415V	Standard	Optional	P	M(s)	M(T)	T(s)	T(T)	P	M(s)	M(T)	T(s)	T(T)
4XRm6/5-0.37	-	1½"	1¼"/2"	398	309	-	707	-	3.1	6.8	-	9.9	-
4XRm6/6-0.55	4XR6/6-0.55	1½"	1¼"/2"	432	366	309	798	741	3.4	8.3	6.8	11.7	10.2
4XRm6/8-0.75	4XR6/8-0.75	1½"	1¼"/2"	501	430.5	410.5	931.5	911.5	3.8	9.3	8.3	13.1	12.1
4XRm6/11-1.1	4XR6/11-1.1	1½"	1¼"/2"	604	399	369	1003	973	4.6	10.9	9.8	15.5	14.4
4XRm6/15-1.5	4XR6/15-1.5	1½"	1¼"/2"	774	459	414	1233	1188	5.9	13.9	11.5	19.8	17.4
4XRm6/21-2.2	4XR6/21-2.2	1½"	1¼"/2"	980	584	534	1564	1514	7.4	18.4	16.1	25.8	23.5
4XRm6/27-3	4XR6/27-3	1½"	1¼"/2"	1218	682	591	1900	1809	9.1	21.5	19.8	30.6	28.9
-	4XR6/34-4	1½"	1¼"/2"	1459	-	695	-	2154	10.8	-	23.0	-	33.8
-	4XR6/42-5.5	1½"	1¼"/2"	1765	-	773	-	2538	13.1	-	28.0	-	41.1
-	4XR6/50-7.5	1½"	1¼"/2"	2073	-	875	-	2948	14.8	-	34.6	-	49.4

* S = Single phase * T = Three phase

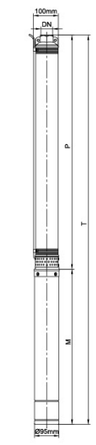

4XR 8

Model		DN		Dimension(mm)					Weight(kg)				
1~ 220 - 240V	3~ 380 - 415V	Standard	Optional	P	M(s)	M(T)	T(s)	T(T)	P	M(s)	M(T)	T(s)	T(T)
4XRm8/5-0.55	4XR8/5-0.55	1½"	1¼"/2"	419	366	309	785	728	3.2	8.3	6.8	11.5	10
4XRm8/6-0.75	4XR8/6-0.75	1½"	1¼"/2"	455	349	329	804	784	3.5	8.5	7.9	12	11.4
4XRm8/8-1.1	4XR8/8-1.1	1½"	1¼"/2"	517	389	369	906	886	4.0	10.6	9.8	14.6	13.8
4XRm8/10-1.3	4XR8/10-1.3	1½"	1¼"/2"	589	414	389	1003	978	4.5	11.5	10.6	16.0	15.1
4XRm8/12-1.5	4XR8/12-1.5	1½"	1¼"/2"	672	459	414	1131	1086	5.1	13.9	11.5	19	16.6
4XRm8/17-2.2	4XR8/17-2.2	1½"	1¼"/2"	886	514	474	1400	1360	6.6	16.4	14.4	23	21
4XRm8/23-3	4XR8/23-3	1½"	1¼"/2"	1103	682	579	1785	1682	8.2	21.5	19.8	29.7	28
-	4XR8/29-4	1½"	1¼"/2"	1380	-	629	-	2009	10.2	-	23.0	-	33.2
-	4XR8/36-5.5	1½"	1¼"/2"	1630	-	719	-	2349	12.1	-	28.0	-	40.1
-	4XR8/42-7.5	1½"	1¼"/2"	1847	-	839	-	2686	13.7	-	34.6	-	48.3

* S = Single phase * T = Three phase

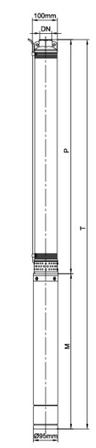

4XR 10

Model		DN		Dimension(mm)					Weight(kg)				
1~ 220 - 240V	3~ 380 - 415V	Standard	Optional	P	M(s)	M(T)	T(s)	T(T)	P	M(s)	M(T)	T(s)	T(T)
4XRm10/5-0.75	4XR10/5-0.75	2"	1¼"/1½"	449	349	329	798	778	3.9	8.5	7.9	12.4	11.8
4XRm10/7-1.1	4XR10/7-1.1	2"	1¼"/1½"	533	399	369	932	902	4.4	10.9	9.8	15.3	14.2
4XRm10/9-1.5	4XR10/9-1.5	2"	1¼"/1½"	617	459	414	1076	1031	5.0	13.9	11.5	18.9	16.5
4XRm10/13-2.2	4XR10/13-2.2	2"	1¼"/1½"	820	514	474	1334	1294	6.4	16.4	14.4	22.8	20.8
4XRm10/17-3	4XR10/17-3	2"	1¼"/1½"	988	682	579	1670	1567	7.7	21.5	19.8	29.2	27.5
-	4XR10/22-4	2"	1¼"/1½"	1225	-	629	-	1854	9.6	-	23.0	-	32.6
-	4XR10/28-5.5	2"	1¼"/1½"	1475	-	719	-	2194	11.2	-	28.0	-	39.2
-	4XR10/34-7.5	2"	1¼"/1½"	1762	-	839	-	2601	13.3	-	34.6	-	47.9

* S = Single phase * T = Three phase

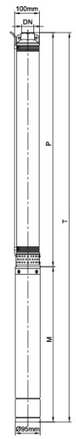

4XR 12

Model		DN		Dimension(mm)					Weight(kg)				
1~ 220 - 240V	3~ 380 - 415V	Standard	Optional	P	M(s)	M(T)	T(s)	T(T)	P	M(s)	M(T)	T(s)	T(T)
4XRm12/4-0.75	4XR12/4-0.75	2"	1¼"/1½"	433	349	329	782	762	3.2	8.5	7.9	11.7	11.1
4XRm12/6-1.1	4XR12/6-1.1	2"	1¼"/1½"	529	399	369	928	898	3.8	10.9	9.8	14.7	13.6
4XRm12/8-1.5	4XR12/8-1.5	2"	1¼"/1½"	624	459	414	1083	1038	4.5	13.9	11.5	18.4	16
4XRm12/12-2.2	4XR12/12-2.2	2"	1¼"/1½"	854	514	474	1368	1328	6.1	16.4	14.4	22.5	20.5
4XRm12/16-3	4XR12/16-3	2"	1¼"/1½"	1023	682	579	1705	1602	7.3	21.5	19.8	28.8	27.1
-	4XR12/21-4	2"	1¼"/1½"	1322	-	683	-	2005	9.2	-	23.0	-	32.2
-	4XR12/25-5.5	2"	1¼"/1½"	1479	-	719	-	2198	10.5	-	28.0	-	38.5
-	4XR12/31-7.5	2"	1¼"/1½"	1795	-	875	-	2670	12.7	-	34.6	-	47.3

* S = Single phase * T = Three phase

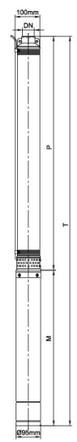

4XR 16

Model		DN		Dimension(mm)					Weight(kg)				
1~ 220 - 240V	3~ 380 - 415V	Standard	Optional	P	M(s)	M(T)	T(s)	T(T)	P	M(s)	M(T)	T(s)	T(T)
4XRm16/3-0.75	4XR16/3-0.75	2"	2½"	459	389	369	848	828	3.6	9.3	8.5	12.9	12.1
4XRm16/5-1.1	4XR16/5-1.1	2"	2½"	596	399	369	995	965	4.6	10.9	9.8	15.5	14.4
4XRm16/6-1.5	4XR16/6-1.5	2"	2½"	764	459	414	1223	1178	5.9	13.9	11.5	19.8	17.4
4XRm16/10-2.2	4XR16/10-2.2	2"	2½"	970	514	474	1484	1444	7.5	16.4	14.4	23.9	21.9
4XRm16/13-3	4XR16/13-3	2"	2½"	1206	682	579	1888	1785	9.4	21.5	19.8	30.9	29.2
-	4XR16/17-4	2"	2½"	1480	-	683	-	2163	11.5	-	23.0	-	34.5
-	4XR16/21-5.5	2"	2½"	1735	-	773	-	2508	13.8	-	28.0	-	41.8
-	4XR16/25-7.5	2"	2½"	2091	-	875	-	2966	16.4	-	34.6	-	51.0

* S = Single phase * T = Three phase

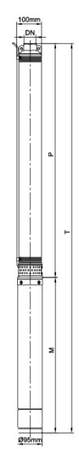

4XR 20

Model		DN		Dimension(mm)					Weight(kg)				
1~ 220 - 240V	3~ 380 - 415V	Standard	Optional	P	M(s)	M(T)	T(s)	T(T)	P	M(s)	M(T)	T(s)	T(T)
4XRm20/4-1.1	4XR20/4-1.1	2"	2½"	551	475.5	440.5	1026.5	991.5	4.2	11.3	9.8	15.5	14
4XRm20/6-1.5	4XR20/6-1.5	2"	2½"	732	535.5	475.5	1267.5	1207.5	5.4	14.5	11.3	19.9	16.7
4XRm20/8-2.2	4XR20/8-2.2	2"	2½"	881	625.5	575.5	1506.5	1456.5	6.6	18.6	16.3	25.2	22.9
4XRm20/11-3	4XR20/11-3	2"	2½"	1104	682	632	1786	1736	8.3	21.5	18.8	29.8	27.1
-	4XR20/14-4	2"	2½"	1359	-	736.5	-	2095.5	9.9	-	23.4	-	33.3
-	4XR20/17-5.5	2"	2½"	1614	-	826.5	-	2440.5	12.5	-	28.3	-	40.8
-	4XR20/20-7.5	2"	2½"	1837	-	916.5	-	2753.5	14.3	-	33.8	-	48.1

* S = Single phase * T = Three phase

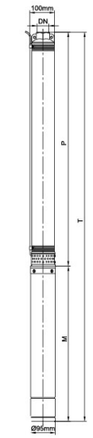

6XR 15

Model		DN		Dimension(mm)					Weight(kg)				
1~ 220 - 240V	3~ 380 - 415V	Standard	Optional	P	M(s)	M(T)	T(s)	T(T)	P	M(s)	M(T)	T(s)	T(T)
6XRm15/5-4	6XR15/5-4	3"	4"	538	518	498	1056	1036	7.8	25.3	23.1	33.1	30.9
-	6XR15/15-11	3"	4"	918	-	835	-	1753	13.8	-	55.2	-	69.0

* S = Single phase * T = Three phase

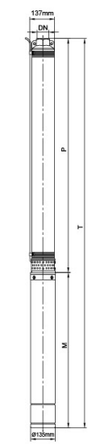

6XR 25

Model		DN		Dimension(mm)					Weight(kg)				
1~ 220 - 240V	3~ 380 - 415V	Standard	Optional	P	M(s)	M(T)	T(s)	T(T)	P	M(s)	M(T)	T(s)	T(T)
6XRm25/6-5.5	6XR25/6-5.5	3"	4"	630	618	593	1248	1223	9.1	35.4	33.4	44.5	42.5
-	6XR25/8-7.5	3"	4"	725	-	685	-	1410	10.7	-	40.2	-	50.9
-	6XR25/12-11	3"	4"	914	-	8.5	-	1749	13.3	-	55.2	-	68.5
-	6XR25/20-18.5	3"	4"	1294	-	1135	-	2429	19.3	-	83.3	-	102.6

* S = Single phase * T = Three phase

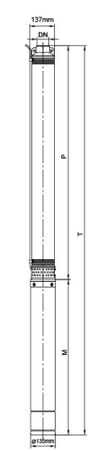

4XRS 2

Model		DN		Dimension(mm)					Weight(kg)				
1~ 220 - 240V	3~ 380 - 415V	Standard	Optional	P	M(s)	M(T)	T(s)	T(T)	P	M(s)	M(T)	T(s)	T(T)
4XRSm2/9-0.37	-	1¼"	1½"	344	309	-	653	-	3.1	6.8	-	9.9	-
4XRSm2/13-0.55	4XRS2/13-0.55	1¼"	1½"	428	366	309	794	737	4.0	8.3	6.8	12.3	10.8
4XRSm2/18-0.75	4XRS2/18-0.75	1¼"	1½"	533	349	329	882	862	5.1	8.5	7.9	13.6	13
4XRSm2/23-1.1	4XRS2/23-1.1	1¼"	1½"	628	399	369	1027	997	6.1	10.9	9.8	17	15.9
4XRSm2/33-1.5	4XRS2/33-1.5	1¼"	1½"	848	459	414	1307	1262	8.1	13.9	11.5	22	19.6
4XRSm2/48-2.2	4XRS2/48-2.2	1¼"	1½"	1163	514	474	1677	1637	11.5	16.4	14.4	27.9	25.9
4XRSm2/65-3	4XRS2/65-3	1¼"	1½"	1516	682	579	2198	2095	15.2	21.5	19.8	36.7	35

* S = Single phase * T = Three phase

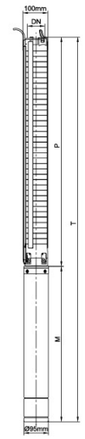

4XRS 3

Model		DN		Dimension(mm)					Weight(kg)				
1~ 220 - 240V	3~ 380 - 415V	Standard	Optional	P	M(s)	M(T)	T(s)	T(T)	P	M(s)	M(T)	T(s)	T(T)
4XRSm3/6-0.37	-	1¼"	1½"	281	309	-	590	-	2.5	6.8	-	9.3	-
4XRSm3/9-0.55	4XRS3/9-0.55	1¼"	1½"	344	366	309	710	653	3.2	8.3	6.8	11.5	10
4XRSm3/12-0.75	4XRS3/12-0.75	1¼"	1½"	407	349	329	756	736	3.8	8.5	7.9	12.3	11.7
4XRSm3/18-1.1	4XRS3/18-1.1	1¼"	1½"	533	399	369	932	902	5.1	10.9	9.8	16	14.9
4XRSm3/25-1.5	4XRS3/25-1.5	1¼"	1½"	680	459	414	1139	1094	6.6	13.9	11.5	20.5	18.1
4XRSm3/33-2.2	4XRS3/33-2.2	1¼"	1½"	848	514	474	1362	1322	8.4	16.4	14.4	24.8	22.8
4XRSm3/45-3	4XRS3/45-3	1¼"	1½"	1096	682	579	1778	1675	11	21.5	19.8	32.5	30.8
-	4XRS3/60-4	1¼"	1½"	1415	-	683	-	2098	14.3	-	23.0	-	37.3

* S = Single phase * T = Three phase

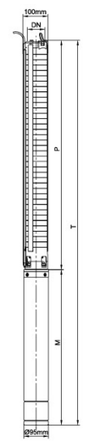

4XRS 5

Model		DN		Dimension(mm)					Weight(kg)				
1~ 220 - 240V	3~ 380 - 415V	Standard	Optional	P	M(s)	M(T)	T(s)	T(T)	P	M(s)	M(T)	T(s)	T(T)
4XRSm5/4-0.37	-	1½"	2"	251	309	-	560	-	2.2	6.8	-	9	-
4XRSm5/6-0.55	4XRS5/6-0.55	1½"	2"	299	366	309	665	608	2.6	8.3	6.8	10.9	9.4
4XRSm5/8-0.75	4XRS5/8-0.75	1½"	2"	347	349	329	696	676	3.1	8.5	7.9	11.6	11
4XRSm5/12-1.1	4XRS5/12-1.1	1½"	2"	443	399	369	842	812	4	10.9	9.8	14.9	13.8
4XRSm5/18-1.5	4XRS5/18-1.5	1½"	2"	587	494	434	1081	1021	5.3	14.5	11.5	19.8	16.8
4XRSm5/25-2.2	4XRS5/25-2.2	1½"	2"	755	514	474	1269	1229	7	16.4	14.4	23.4	21.4
4XRSm5/33-3	4XRS5/33-3	1½"	2"	844	682	579	1529	1423	8.8	21.5	19.8	30.3	28.6
-	4XRS5/44-4	1½"	2"	1208	-	683	-	1891	11.3	-	23.0	-	34.3
-	4XRS5/58-5.5	1½"	2"	1538	-	773	-	2311	14.5	-	28.0	-	42.5

* S = Single phase * T = Three phase

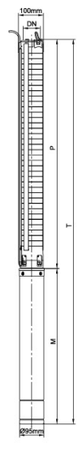

4XRS 8

Model		DN	Dimension(mm)					Weight(kg)				
1~ 220 - 240V	3~ 380 - 415V		P	M(s)	M(T)	T(s)	T(T)	P	M(s)	M(T)	T(s)	T(T)
4XRSm8/5-0.75	4XRS8/5-0.75	2"	415	349	329	764	744	4.4	8.5	7.9	12.9	12.3
4XRSm8/8-1.1	4XRS8/8-1.1	2"	541	434	399	975	940	5.4	11.5	9.8	16.9	15.2
4XRSm8/11-1.5	4XRS8/11-1.5	2"	667	494	434	1161	1101	6.4	14.5	11.5	20.9	17.9
4XRSm8/16-2.2	4XRS8/16-2.2	2"	877	584	534	1461	1411	8.1	18.4	16.1	26.5	24.2
4XRSm8/21-3	4XRS8/21-3	2"	1080	682	591	1762	1671	9.7	21.5	19.8	31.2	29.5
-	4XRS8/28-4	2"	1339	-	695	-	2034	11.8	-	23.0	-	34.8
-	4XRS8/36-5.5	2"	1717	-	773	-	2490	14.7	-	28.0	-	42.7

* S = Single phase * T = Three phase

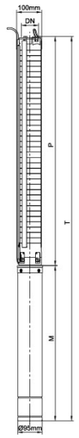

4XRS 14

Model		DN	Dimension(mm)					Weight(kg)				
1~ 220 - 240V	3~ 380 - 415V		P	M(s)	M(T)	T(s)	T(T)	P	M(s)	M(T)	T(s)	T(T)
4XRSm14/5-1.5	4XRS14/5-1.5	2"	447	459	414	906	861	4.4	13.9	11.5	18.3	15.9
4XRSm14/7-2.2	4XRS14/7-2.2	2"	547	514	474	1061	1021	5.0	16.4	14.4	21.4	19.4
4XRSm14/10-3	4XRS14/10-3	2"	697	682	579	1379	1276	6.0	21.5	19.8	27.5	25.8
-	4XRS14/13-4	2"	847	-	683	-	1530	7.0	-	23.0	-	30
-	4XRS14/18-5.5	2"	1097	-	773	-	1870	8.5	-	28.0	-	36.5
-	4XRS14/22-7.5	2"	1297	-	833	-	2130	9.6	-	34.6	-	44.2

* S = Single phase * T = Three phase

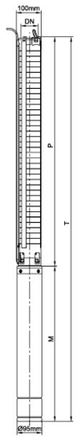

6XRS 17

Model		DN		Dimension(mm)					Weight(kg)				
1~ 220 - 240V	3~ 380 - 415V	Standard	Optional	P	M(s)	M(T)	T(s)	T(T)	P	M(s)	M(T)	T(s)	T(T)
6XRSm17/4-2.2	6XRS17/4-2.2	3"	4"	514	473	453	987	967	8.2	27.5	28.0	35.7	36.2
6XRSm17/5-3	6XRS17/5-3	3"	4"	574	498	569	1072	1143	8.9	30.5	30.1	39.4	39
6XRSm17/7-4	6XRS17/7-4	3"	4"	695	543	604	1238	1299	11.5	35.6	33.7	47.1	45.2
6XRSm17/10-5.5	6XRS17/10-5.5	3"	4"	877	603	654	1480	1531	15.4	43.2	39.9	58.6	55.3
-	6XRS17/13-7.5	3"	4"	1058	-	719	-	1777	19.3	-	47.6	-	66.9
-	6XRS17/16-9.2	3"	4"	1240	-	779	-	2019	23.2	-	54.8	-	78
-	6XRS17/20-11	3"	4"	1482	-	844	-	2326	28.4	-	62.6	-	91
-	6XRS17/22-13	3"	4"	1603	-	904	-	2507	31.4	-	70.1	-	101.5
-	6XRS17/26-15	3"	4"	1845	-	984	-	2829	37.4	-	77.2	-	114.6
-	6XRS17/32-18.5	3"	4"	2208	-	999	-	3207	46.4	-	80.3	-	126.7
-	6XRS17/40-22	3"	4"	2692	-	1074	-	3766	58.4	-	89.5	-	147.9
-	6XRS17/45-26	3"	4"	2994	-	1149	-	4143	65.9	-	99.2	-	165.1

* S = Single phase * T = Three phase

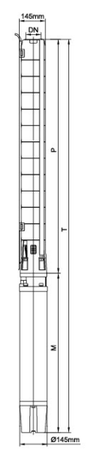

6XRS 30

Model		DN		Dimension(mm)					Weight(kg)				
1~ 220 - 240V	3~ 380 - 415V	Standard	Optional	P	M(s)	M(T)	T(s)	T(T)	P	M(s)	M(T)	T(s)	T(T)
6XRSm30/2-2.2	6XRS30/2-2.2	3"	4"	464	632	610	1096	1074	7.5	27.5	25	35	32.5
6XRSm30/3-3	6XRS30/3-3	3"	4"	560	499	569	1059	1129	9.3	30.5	30.1	39.8	39.4
6XRSm30/4-4	6XRS30/4-4	3"	4"	656	544	604	1200	1260	11.1	35.6	33.7	46.7	44.8
6XRSm30/6-5.5	6XRS30/6-5.5	3"	4"	848	604	654	1452	1502	14.7	43.2	39.9	57.9	54.6
-	6XRS30/8-7.5	3"	4"	1040	-	719	-	1759	18.3	-	47.6	-	65.9
-	6XRS30/10-9.2	3"	4"	1232	-	779	-	2011	22.1	-	54.8	-	76.9
-	6XRS30/13-11	3"	4"	1520	-	764	-	2284	28.1	-	62.6	-	90.7
-	6XRS30/15-13	3"	4"	1712	-	824	-	2536	32.1	-	70.1	-	102.2
-	6XRS30/17-15	3"	4"	1904	-	884	-	2788	36.1	-	77.2	-	113.3
-	6XRS30/20-18.5	3"	4"	2192	-	999	-	3191	42.5	-	80.3	-	122.8
-	6XRS30/24-22	3"	4"	2576	-	1074	-	3650	51.3	-	89.5	-	140.8
-	6XRS30/30-26	3"	4"	3152	-	1059	-	4211	63.7	-	99.2	-	162.9
-	6XRS30/35-30	3"	4"	3536	-	1134	-	4670	73.7	-	107.8	-	181.5

* S = Single phase * T = Three phase

6XRS 46

Model		DN		Dimension(mm)					Weight(kg)				
1~ 220 - 240V	3~ 380 - 415V	Standard	Optional	P	M(s)	M(T)	T(s)	T(T)	P	M(s)	M(T)	T(s)	T(T)
6XRS46m/2-3	6XRS46/2-3	3"	4"	498	499	569	997	1067	8.6	30.5	30.1	39.1	38.7
6XRS46m/3A-4	6XRS46/3A-4	3"	4"	611	544	524	1155	1135	10.6	35.6	33.7	46.2	44.3
6XRS46m/3-5.5	6XRS46/3-5.5	3"	4"	611	604	654	1215	1265	10.6	43.2	39.9	53.8	50.5
-	6XRS46/5-7.5	3"	4"	837	-	719	-	1556	14.6	-	47.6	-	62.2
-	6XRS46/6-9.2	3"	4"	950	-	779	-	1729	16.6	-	54.8	-	71.4
-	6XRS46/7-11	3"	4"	1063	-	844	-	1907	18.6	-	62.6	-	81.2
-	6XRS46/8-13	3"	4"	1176	-	904	-	2080	20.8	-	70.1	-	90.9
-	6XRS46/10-15	3"	4"	1402	-	984	-	2386	25.2	-	77.2	-	102.4
-	6XRS46/12-18.5	3"	4"	1628	-	999	-	2627	29.6	-	80.3	-	109.9
-	6XRS46/14-22	3"	4"	1854	-	1074	-	2928	34.0	-	89.5	-	123.5
-	6XRS46/16-26	3"	4"	2080	-	1149	-	3229	38.4	-	99.2	-	137.6
-	6XRS46/20-30	3"	4"	2532	-	1224	-	3756	42.8	-	107.8	-	150.6

* S = Single phase * T = Three phase

6XRS 60

Model		DN		Dimension(mm)					Weight(kg)				
1~ 220 - 240V	3~ 380 - 415V	Standard	Optional	P	M(s)	M(T)	T(s)	T(T)	P	M(s)	M(T)	T(s)	T(T)
6XRSm60/2-4	6XRS60/2-4	4"	3"	498	544	524	1042	1022	8.6	35.6	33.7	44.2	42.3
6XRSm60/3-5.5	6XRS60/3-5.5	4"	3"	611	604	654	1215	1265	10.6	43.2	39.9	53.8	50.5
-	6XRS60/4-7.5	4"	3"	724	-	719	-	1443	12.6	-	47.6	-	60.2
-	6XRS60/5-9.2	4"	3"	837	-	779	-	1616	14.6	-	54.8	-	69.4
-	6XRS60/6-11	4"	3"	950	-	844	-	1794	16.6	-	62.6	-	79.2
-	6XRS60/7-13	4"	3"	1063	-	904	-	1967	18.6	-	70.1	-	88.7
-	6XRS60/8-15	4"	3"	1176	-	984	-	2160	20.8	-	77.2	-	98
-	6XRS60/10-18.5	4"	3"	1420	-	999	-	2419	25.2	-	80.3	-	105.5
-	6XRS60/12-22	4"	3"	1628	-	1074	-	2702	29.6	-	89.5	-	119.1
-	6XRS60/14-26	4"	3"	1854	-	1149	-	3003	34.0	-	99.2	-	133.2
-	6XRS60/16-30	4"	3"	2080	-	1224	-	3304	38.4	-	107.8	-	146.2

* S = Single phase * T = Three phase

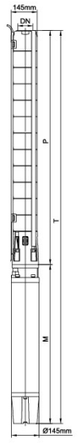

8XRS 77

Model	DN	Dimension(mm)				Weight(kg)		
3~ 380 - 415V		P	M	T	ΦD	P	M	T
8XRS77/10-37	5"	1753	1274	3027	145	55.6	126.4	182.0

8XRS 95

Model	DN	Dimension(mm)				Weight(kg)		
3~ 380 - 415V		P	M	T	ΦD	P	M	T
8XRS95/11-55	5"	1881	1078	2959	192	59.6	180.0	239.6

9XRS 110

Model	DN	Dimension(mm)				Weight(kg)		
3~ 380 - 415V		P	M	T	ΦD	P	M	T
9XRS110/5-37	5"	1136	1274	2410	145	43.4	126.4	169.8

9XRS 120

Model	DN	Dimension(mm)				Weight(kg)		
3~ 380 - 415V		P	M	T	ΦD	P	M	T
9XRS120/7-63	5"	1414	1148	2562	192	54.3	195.0	249.3
9XRS120/10-92	5"	1831	1500	3331	192	71.0	241.0	312.0

10XRS 125

Model	DN	Dimension(mm)				Weight(kg)		
3~ 380 - 415V		P	M	T	ΦD	P	M	T
10XRS125/11-110	6"	2170	1650	3820	192	92.1	255.0	347.1

10XRS 160

Model	DN	Dimension(mm)				Weight(kg)		
3~ 380 - 415V		P	M	T	ΦD	P	M	T
10XRS160/6-75	6"	1390	1348	2738	192	59.8	221.0	280.8

6XRP 18

Model		DN		Dimension(mm)					Weight(kg)				
1~ 220 - 240V	3~ 380 - 415V	Standard	Optional	P	M(s)	M(T)	T(s)	T(T)	P	M(s)	M(T)	T(s)	T(T)
6XRPm18/3-2.2	6XRP18/3-2.2	$2^1/_2$"	3"	534	473	453	1007	987	12.9	27.5	28.0	40.4	40.9
6XRPm18/4-3	6XRP18/4-3	$2^1/_2$"	3"	579	498	488	1077	1067	13.7	30.5	30.1	44.2	43.8
6XRPm18/6-4	6XRP18/6-4	$2^1/_2$"	3"	669	543	604	1212	1273	15.3	35.6	33.7	50.9	49
6XRPm18/9-5.5	6XRP18/9-5.5	$2^1/_2$"	3"	804	603	573	1407	1377	17.7	43.2	39.9	60.5	57.6
-	6XRP18/10-7.5	$2^1/_2$"	3"	848	-	719	-	1567	18.5	-	47.6	-	66.1
-	6XRP18/12-9.2	$2^1/_2$"	3"	938	-	779	-	1717	21.8	-	54.8	-	76.6
-	6XRP18/16-11	$2^1/_2$"	3"	1190	-	765	-	1953	24.4	-	62.6	-	87.0
-	6XRP18/17-13	$2^1/_2$"	3"	1235	-	904	-	2139	27.1	-	70.1	-	97.2
-	6XRP18/20-15	$2^1/_2$"	3"	1369	-	883	-	2252	27.1	-	77.2	-	104.3
-	6XRP18/25-18.5	$2^1/_2$"	3"	1594	-	908	-	2502	31.1	-	80.3	-	111.4
-	6XRP18/30-22	$2^1/_2$"	3"	1890	-	983	-	2873	35.7	-	89.5	-	125.2
-	6XRP18/35-26	$2^1/_2$"	3"	2115	-	1058	-	3173	39.7	-	99.2	-	138.9
-	6XRP18/40-30	$2^1/_2$"	3"	2411	-	1133	-	3544	44.3	-	107.8	-	152.1

* S = Single phase * T = Three phase

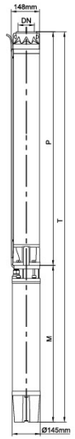

6XRP 30

Model		DN		Dimension(mm)					Weight(kg)				
1~ 220 - 240V	3~ 380 - 415V	Standard	Optional	P	M(s)	M(T)	T(s)	T(T)	P	M(s)	M(T)	T(s)	T(T)
6XRPm30/2-2.2	6XRP30/2-2.2	3"	2½"	507	473	453	980	960	12.8	27.5	28.0	40.3	40.8
6XRPm30/3-3	6XRP30/3-3	3"	2½"	561	498	569	1059	1130	13.5	30.5	30.1	44.0	43.6
6XRPm30/4-4	6XRP30/4-4	3"	2½"	615	543	604	1158	1219	14.2	35.6	33.7	49.8	47.9
6XRPm30/6-5.5	6XRP30/6-5.5	3"	2½"	723	603	654	1326	1377	15.6	43.2	39.9	58.8	55.5
-	6XRP30/8-7.5	3"	2½"	831	-	719	-	1550	17	-	47.6	-	64.6
-	6XRP30/10-9.2	3"	2½"	939	-	698	-	1637	18.4	-	54.8	-	73.2
-	6XRP30/12-11	3"	2½"	1118	-	763	-	1881	20.4	-	62.6	-	83.0
-	6XRP30/14-13	3"	2½"	1226	-	823	-	2049	21.8	-	70.1	-	91.9
-	6XRP30/16-15	3"	2½"	1334	-	883	-	2217	23.2	-	77.2	-	100.4
-	6XRP30/20-18.5	3"	2½"	1549	-	908	-	2457	26.0	-	80.3	-	106.3
-	6XRP30/24-22	3"	2½"	1837	-	983	-	2820	29.4	-	89.5	-	118.9
-	6XRP30/28-26	3"	2½"	2053	-	1058	-	3111	32.2	-	99.2	-	131.4
-	6XRP30/32-30	3"	2½"	2268	-	1133	-	3401	35.0	-	107.8	-	142.8

* S = Single phase * T = Three phase

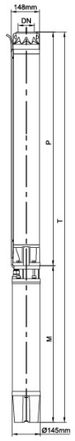

6XRP 45

Model		DN		Dimension(mm)					Weight(kg)				
1~ 220 - 240V	3~ 380 - 415V	Standard	Optional	P	M(s)	M(T)	T(s)	T(T)	P	M(s)	M(T)	T(s)	T(T)
6XRPm45/2-3	6XRP45/2-3	3"	2½"/4"	583	498	488	1081	1071	18.3	30.5	30.1	48.8	48.4
6XRPm45/3A-4	6XRP45/3A-4	3"	2½"/4"	675	543	523	1218	1198	19.2	35.6	33.7	54.8	52.9
6XRPm45/3-5.5	6XRP45/3-5.5	3"	2½"/4"	675	603	573	1278	1248	19.2	43.2	39.9	62.4	59.1
-	6XRP45/5-7.5	3"	2½"/4"	859	-	638	-	1497	21.0	-	47.6	-	68.6
-	6XRP45/6-9.2	3"	2½"/4"	951	-	698	-	1649	21.9	-	54.8	-	76.7
-	6XRP45/7-11	3"	2½"/4"	1115	-	763	-	1878	23.4	-	62.6	-	86.0
-	6XRP45/8-13	3"	2½"/4"	1207	-	823	-	2030	24.3	-	70.1	-	94.4
-	6XRP45/10-15	3"	2½"/4"	1390	-	883	-	2273	26.1	-	77.2	-	103.3
-	6XRP45/12-18.5	3"	2½"/4"	1574	-	908	-	2482	27.9	-	80.3	-	108.2
-	6XRP45/14-22	3"	2½"/4"	1830	-	983	-	2813	30.3	-	89.5	-	119.8
-	6XRP45/16-26	3"	2½"/4"	2014	-	1058	-	3072	32.1	-	99.2	-	131.3
-	6XRP45/20-30	3"	2½"/4"	2453	-	1133	-	3586	36.3	-	107.8	-	144.1

* S = Single phase * T = Three phase

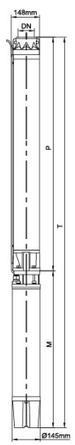

XRP
Submersible Borehole Pump

6XRP 60

Model		DN		Dimension(mm)					Weight(kg)				
1~ 220 - 240V	3~ 380 - 415V	Standard	Optional	P	M(s)	M(T)	T(s)	T(T)	P	M(s)	M(T)	T(s)	T(T)
6XRPm60/3-5.5	6XRP60/3-5.5	4"	3"	719	603	654	1321	1373	15.5	43.2	39.9	58.7	55.4
-	6XRP60/4-7.5	4"	3"	825	-	719	-	1544	16.5	-	47.6	-	64.1
-	6XRP60/5-11	4"	3"	931	-	930	-	1861	17.5	-	55.0	-	72.5
-	6XRP60/6-13	4"	3"	1037	-	980	-	2017	19.1	-	61.3	-	80.4
-	6XRP60/7-15	4"	3"	1215	-	1040	-	2255	20.1	-	67.5	-	87.6
-	6XRP60/9-18.5	4"	3"	1428	-	1078	-	2506	22.1	-	80.3	-	102.4
-	6XRP60/10-22	4"	3"	1534	-	1153	-	2687	23.1	-	89.5	-	112.6
-	6XRP60/11-26	4"	3"	1640	-	1228	-	2868	24.5	-	99.2	-	123.7
-	6XRP60/14-30	4"	3"	2031	-	1303	-	3334	27.7	-	107.8	-	135.5

* S = Single phase * T = Three phase

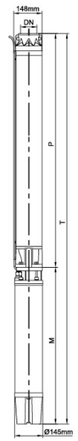

4DWP

Model	ΦD (mm)	DN	Dimension	Weight
			H(mm)	N.W(kg)
4DWPm750S	Φ96	$1^1/_4$"	435	9.4
4DWPm1100S	Φ96	$1^1/_4$"	491	10.6
4DWPm1500S	Φ96	$1^1/_4$"	537	12.7

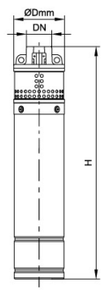

LCB
Ordinary Manual Control Box

Model	LCB-S03
Phase	Single phase
Voltage	220V~240V/50Hz
Power	0.25~1.5kW

Model	LCB-S04
Phase	Single phase
Voltage	220V~240V/50Hz
Power	2.2kW, 3kW

Model	LCB-S06
Phase	Single phase
Voltage	220V~240V/50Hz
Power	0.37~5.5kW

Model	LCB-T06
Phase	Three phase
Voltage	380V~415V/50Hz
Power	7kW, 7.5kW

Model	LCB-T05
Phase	Three phase
Voltage	380V~415V/50Hz
Power	0.75~15kW

Model	LCB-T05B
Phase	Three phase
Voltage	380V~415V/50Hz
Power	18.5~37kW

Model	LCB-T08
Phase	Three phase
Voltage	380V~415V/50Hz
Power	30kW

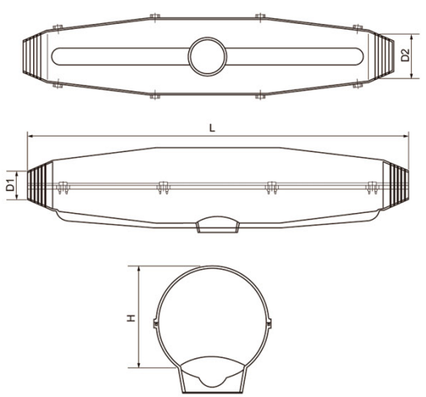

Cast Resin Straight Through Joint

Application

Resin filled straight joint for cable with XLPE, PVC EPR.
PUR cast resin technology was especially developed to seal and protect power, signal and telephone cable. This new generation of two component cast resin has been developed for the most demanding environments and circumstances, assuring only the highest quality. Quick setting properties in humid or even cold conditions make it a fast and reliable solution.

- Be suitable for low voltage cable
- Adopt the filled of resins-pour install simply conveniently and express
- Sup excellent effect water proof. alkali-resistant
- Thin-fluid after mixing excellent adhesive strength on metal and synthetic material
- Resistant against UV-rays and chemical influences
- Cast Moulds made of robust and high-quality transparent synthetic material
- The cast resin will be delivered in a transparent mixing bag after removing the protective bag and the separator the 2 components flow together and must be mixed for about 3~4 minutes before filling into the mould cast joint.

Kit Contents

- Mould
- Connector spacer
- 2 component PUR resin
- PVC tape
- Abrasive strip
- PE glove
- Installation instructions
- Funnel

Product Dimensions

Type	Cable size (mm^2)	L (mm)	H (mm)	D1 (mm)	D2 (mm)
RCRJ-1	4×1.5-16	200	36	6	28
RCRJ-2	4×25-50	350	55	20	38
RCRJ-3	4×70-95	400	75	26	44
RCRJ-4	4×120-185	530	110	35	60

Stainless Steel Level Probes

Level Probe for Level Detection Relay



3SN107316
Simple Level Probe

3SN107316C
Complete Level Probe KT

1×Level Probe 3SN107316 (Simple)
1×25mmSolderless Butt-Splice with 2.5 mm^2
1×80mm 6/2 Heatshrinkable Tube with Glue

Electrode	Insulation
Material:AISI 316 Stainless Steel(PP)	Material:red polypropylene
Diameter:10mm	Diameter:21mm
Contact Surface:47cm^2	Height:102mm

0.6/1kV Heat Shrinkable Straight Through Joint

Application

- Straight heat shrinkable cable joints are used for jointing power insulation connections, convenient for connection of underground, ground telecom and energy cables, park and garden illumination, underground electrical distribution, pool, any moisture ambient and under water. Resin layer blocks to water, humidity and moisture to pass through the cable.
- During the mounting of heat shrinkable joint, do not apply the fire on the tube, surface not fixed, must apply with circular movements.

Sultable Cable Types

- YVV-U, YVV-R, CU/PVC/PVC, NYY, N2XY Use for, PVC insulations, HEPR, EPR, XLPE, other side, armour cables, mining, ship, airport lighting, railway, control, telephone, water pump, submersible pump, data and fiber cables.

Technical Data

- Water Absorption: ASTM D 570 ≤ 0.5%
- Electrical Insulation: up to 5 kV
- Joint Shrink Point: 110˚C
- Joint Hardness: 45 - 50 Shores D
- Tensile Strength: 12 Mpa
- Break down Elongation: ≥ 400 %
- Adhesive Melting Point: 90˚C
- Removed Strength from Steel: 30 N/cm2 at 23˚C
- Appropriate RoHS Standards
- The excellent movement stability and credibility, good coveringcable, easy mounting, excellent.

Product Dimensions

Code	Cross,see.of cable (mm^2)	D (mm)	L (mm)	Diameter of cable (mm)
R1-3105C	3×1.5 Cu	28	260	13
R1-3205C	3×2.5 Cu	28	260	14
R1-4205C	4×2.5 Cu	28	260	15
R1-5205C	5×2.5 Cu	28	260	15
R1-504C	5×4 Cu	28	350	16
R1-506C	5×6 Cu	33	350	17
R1-510C	5×10 Cu	40	350	20
R1-410C	4×10 Cu	40	350	20
R1-416C	4×16 Cu	40	500	23
R1-425C	4×25 Cu	55	500	26
R1-435C	4×35 Cu	55	500	29
R1-416A	4×16 Al	40	500	23
R1-425A	4×25 Al	55	500	26
R1-435A	4×35 Al	55	500	29
R1-450A	4×50 Al	55	500	34
R1-470A	4×70 Al	75	500	39
R1-495A	4×95 Al	75	500	44
R1-4120A	4×120 Al	95	750	48
R1-4150A	4×150 Al	95	750	52
R1-4185A	4×185 Al	115	750	58
R1-4240A	4×240 Al	115	750	66

1kV Heat Shrinkable Termination Kit and Straight Through Joint

Feature

For 0.6/1kV 1 core, 2 cores, 3 cores, 4 cores, 5 cores PVC and XLPE power cable termination kit and straight through joint, with good electrical and mechanical properties.

Technical Data

Material Name	Property	Parameter
Heat shrinkable material	Shoe hardness (A)	84±3
	Tensile strength (Mpa)	≥ 12
	Shrinkable temperature (˚C)	120-130
Insulation tubing	Volume resistance (Ω.cm)	≥ 1×1014
	Dielectric strength (kV/mm	≥ 20
Radial shrinkable ratio		2.5:1
Longitudinal shrinkable ratio (%)		±5
Power frequency long-time withstand voltage (kV/4h)		2.4
Power frequency dry-state withstand voltage (kV/5min)		4

Product dimensions

For cable cross section		Cable cores				
		Single core	Two cores	Three cores	Four cores	Five cores
Termination kit	10,16	SY-1/1.0	SY-1/2.0	SY-1/3.0	SY-1/4.0	SY-1/5.0
	25,35,50	SY-1/1.1	SY-1/2.1	SY-1/3.1	SY-1/4.1	SY-1/5.1
	70,95,120	SY-1/1.2	SY-1/2.2	SY-1/3.2	SY-1/4.2	SY-1/5.2
	150,185,240	SY-1/1.3	SY-1/2.3	SY-1/3.3	SY-1/4.3	SY-1/5.3
	300,400	SY-1/1.4	SY-1/2.4	SY-1/3.4	SY-1/4.4	SY-1/5.4
Straight through joint	10,16	JSY-1/1.0	JSY-1/2.0	JSY-1/3.0	JSY-1/4.0	JSY-1/5.0
	25,35,50	JSY-1/1.1	JSY-1/2.1	JSY-1/3.1	JSY-1/4.1	JSY-1/5.1
	70,95,120	JSY-1/1.2	JSY-1/2.2	JSY-1/3.2	JSY-1/4.2	JSY-1/5.2
	150,185,240	JSY-1/1.3	JSY-1/2.3	JSY-1/3.3	JSY-1/4.3	JSY-1/5.3
	300,400	JSY-1/1.4	JSY-1/2.4	JSY-1/3.4	JSY-1/4.4	JSY-1/5.4

C1-SP1
Automatic Control Box

Main Specifications

Rated Input Voltage: AC220V/50HZ, Single Phase
Rated Output Power: 0.37Kw-2.2Kw(0.5-3HP)

Protection function

- Over load protection
- Under/over voltage protection
- Motor stalled protection
- Dry run protection with sensor free

Main Features

- Control characteristic: Pulse electrode probe/Float switch/Electric contact Pressure Gauge/Pressure switch
- Display features: Hd LCD dynamic English language display
- Control mode: Manual/Auto
- Have complete protection function in manual/automatic state
- Pump last five fault record displaying
- Pump accumulative running time displaying
- Pump shaft rust protection
- Push button calibration
- Flashing instruction when probe link reverses
- Failure alarm
- Rapid filling water when power cut or back
- Button calibration state indication
- Drainage overflow alarm
- Level sensor transmitting distance≤200m

Protection Class

IP22

C3-SP1
Automatic Control Box

Main Specifications

Rated Input Voltage: AC380V/50HZ, Three Phase
Rated Output Power: 0.75Kw-4Kw(1 - 5.5HP) 5.5Kw-7.5Kw(7.5 - 10HP)

Protection function

- Over load protection
- Under/over voltage protection
- Motor stalled protection
- Dry run protection with sensor free
- Open phase protection

Main Features

- Control characteristic: Pulse electrode probe/Float switch/Electric contact Pressure Gauge/Pressure switch
- Display features: Hd LCD dynamic English language display
- Control mode: Manual/Auto
- Have complete protection function in manual/automatic state
- Pump last five fault record displaying
- Pump accumulative running time displaying
- Pump shaft rust protection
- Push button calibration
- Flashing instruction when probe link reverses
- Failure alarm
- Rapid filling water when power cut or back
- Button calibration state indication
- Drainage overflow alarm
- Level sensor transmitting distance≤200m

Protection Class

IP22

C3-W1

Automatic Control Box



Remote Monitor(optional) Probe(standard)

Main Specifications

Rated Input Voltage: AC380V/50HZ, Three Phase

Rated Output Power: 0.75Kw-4Kw (1 - 5.5HP) 5.5Kw-7.5Kw (7.5 - 10HP) 11Kw (15HP) 15Kw (20HP)

Protection function

- Dry run protection with sensor free
- Over load protection
- Leakage protection(customized)
- Under/over voltage protection
- Open phase protection
- Motor stalled protection

Main Features

- Control characteristic:Pulse electrode probe/Float switch/Electric contact/Pressure Gauge/Pressure switch
- Display features:Hd LCD dynamic English language display
- Control mode:Manual/Auto
- Have complete protection function in manual/automatic state
- Pump last five fault record displaying
- Pump accumulative running time displaying
- Pump shaft rust protection
- Push button calibration
- Flashing instruction when probe link reverses
- Failure alarm
- Rapid filling water when power cut or back
- Button calibration state indication
- Drainage overflow alarm
- Remote network port
- Remote monitor at buyer's option(SC1)
- Level sensor transmitting distance≤1000m

Protection Class

IP54

PUMP RANGE

Peripheral Pump

APm XKm SPm

Self-Priming Peripheral Pump

APSm APSm-AT

Jet Pump

AJm-S AJm

Jet Pump for Deep Wells

AJDm

Centrifugal Pump

ACm ACm-BF XGm

Multistage Centrifugal Pump

2ACm 3(4)ACm

Horizontal Multistage Centrifugal Pump

3(4,5)XCm-C 3(4,5)ACm-S 3(4,5)ACSm-S

Permanent Magnet Intelligent Booster

MAC

Self-Priming Centrifugal Pump

XHSm

Submersible Pump



QDX QDX-L

Domestic Lifting Station

WC

Pool Pump

XKP

Garden Jet Pump

EKJ-S EKJ-I EKJ-P

Garden Pressure System

EKJ-SA EKJ-IA EKJ-PA

Fountain Pump

XKF

Garden Submersible Pump

LKS XKS XKS

Petrol Lawnmowers

LM

Wall-Mounted Gas Boiler Pump

BRP

Circulation Pump

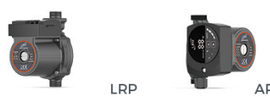

LRP ARP

Booster Pump

LPm LP

PUMP RANGE

Stainless Steel Centrifugal Pump

AMS

Semi-open Impeller Stainless Steel Centrifugal Pump

ABK

Stainless Steel Horizontal Multistage Pump

EDH ECH EMH

Intelligent Pressure Booster System

BP

Vertical Multistage Pump

LVR LVS EVP WTR WTS

Pressure Booster System

BWS-HY(E)

Stainless Steel Standard Centrifugal Pump

XZS

Standard Centrifugal Pump

XST

End Suction Centrifugal Pump

XSTP LEZ LEP

Vertical In-line Pump

LPP

Submersible Sewage Pump

WQD WQ LSW

Submersible Dewatering Pump

KBZ

Submersible Slurry Pump

KBS

Gasoline/Diesel Water Pump

LGP LDP

Submersible Borehole Pump
2", 2.5", 3", 4", 5", 6"



6XRS 4XRS 4XR DWP 5DW

Solar Pumping System